

FORKLIFT TRUCK ATTACHMENTS

WORKSHOP EQUIPMENT

ENVIRONMENT / STORAGE

HAZARDOUS MATERIALS CONTAINERS

FORKLIFT TRUCK ATTACHMENTS



Tilting Containers / Swarf Containers 3-18



Container with Drop-Away Base 18-22



Containers used with Traverses/Rotators 23-27



Tipping Skips 28-31



Building Materials Containers 32-33



Silo Containers 34-35



Big Bag Handling 36-37



Long Material Handling 38-42



Load Handling Equipment 43-45



Access Safety Platforms 46-51



Shovels 52-53



Snow Clearing Equipment 54-57



Tipping Equipment 58-60



Drum Handling Equipment 61-67



Castor Sets 68

EMPTYING MECHANISMS




These Tilting Containers roll gently forward to discharge, are easy on the forklift and the skip body automatically rolls back into the loading position. An optimised load centre facilitates maximum utilisation of the forklift load capacity. The release lever activated by a pull cable is operated from the driver's seat so containers can also be emptied at height.

Roll forward mechanism - manually activated



As well as a rolling mechanism these Tilting Containers also have an automatic release feature, activated when contact is made with the receiving skip - the container can either be set down on the rim of the skip or driven against the side wall. No pull cable is required.

Roll forward mechanism - automatically activated



These Tilting Containers have a low overall height but are high capacity units thanks to the compact design. An ideal dumping angle ensures the load is always fully discharged. One pull on the cable and the container is emptied in the blink of an eye! However, if a more gentle method is preferred, the container can be set down on the edge of the skip before operating the pull cable. The load is discharged by slowly raising the mast.

Dumping mechanism



Containers emptied via a trap door are compact in design but also high capacity. An optimised load centre means maximum utilisation of the forklift load capacity. A pull cable operates the base which opens wide; thanks to the large aperture the load is fully discharged every time - even bulky materials.

Bottom emptying - trap door



These containers are an economical alternative as they do not have a built-in emptying mechanism. Any number of containers - providing they are the same width - can be picked up by one and the same traverse. Containers without pins must be discharged using a forklift rotator.

Containers emptied using a traverse or forklift rotator



Tipping Skips and Barrow Tippers are a good choice in confined spaces or when no forklift truck is available. However, there are some limitations: this Typee of construction is only suitable for light-weight materials as the load is discharged manually at ground level.

Manual operation

TILTING CONTAINERS TYPE AK



Tilting Container, roll forward mechanism

- optimised load centre
- can be emptied at any height by cable operated from the driver's seat
- body with all-round reinforced edging
- sturdy frame with fork sleeves
- suitable for pallet trucks
- can be secured to prevent slipping and unintentional emptying
- wheels can be fitted later

Accessories

- 2 swivel + 2 fixed polyamide castors Ø 180 mm, one swivel castor with brake – construction height 225 mm
- galvanized lid, can be opened from both sides
- welding, oil and watertight
- trailer coupling and towing bar



AK with castors



AK with lid



	Volume (approx.) in m ³	Dimensions (l x w x h) in mm	Load capacity in kg	Weight in kg (painted / galv.)
AK 50	0,50	1420 x 1010 x 1070	1000	169 / 182
AK 75	0,75	1420 x 1190 x 1070	1000	187 / 202
AK 100	1,00	1420 x 1560 x 1070	1000	218 / 235
AK 150	1,50	1420 x 2280 x 1070	1000	262 / 282

Fork sleeve inside dimensions in mm			
	A	B	C
	AK 50-150	600	200

Finish:	RAL 2000	RAL 3000	RAL 5012	RAL 6011	RAL 7005	hot-dip galvanized
---------	----------	----------	----------	----------	----------	--------------------

TILTING CONTAINERS TYPE EXPO®



Compact, roll forward mechanism

- optimised load centre
- can be emptied at any height by cable operated from the driver's seat
- body with all-round reinforced edging
- sturdy frame with fork sleeves
- can be secured to prevent slipping and unintentional emptying
- wheels can be fitted later

Accessories

- EXPO 150-275: 2 swivel + 2 fixed polyamide castors Ø 100 mm, one swivel castor with brake - construction height 125 mm
- EXPO 300-2100: 2 swivel + 2 fixed polyamide castors Ø 180 mm, one swivel castor with brake - construction height 225 mm
- galvanized lid, can be opened from both sides
- welding, oil and watertight
- trailer coupling and towing bar



EXPO with castors



EXPO with lid



EXPO 150-275: ideal for use under machines as the dumping edge is only 445 mm high



EXPO with lid

	Volume approx. (m ³)	Dimensions (l x w x h) in mm	Load capacity in kg	Weight in kg paint. / galv.
EXPO 150	0,15	960 x 640 x 540	750	70 / 76
EXPO 225	0,225	960 x 925 x 540	750	78 / 84
EXPO 275	0,275	960 x 1210 x 540	750	86 / 93
EXPO 300	0,30	1260 x 770 x 835	750	112 / 121
EXPO 600	0,60	1260 x 1070 x 835	1000	131 / 141
EXPO 900	0,90	1260 x 1570 x 835	1000	165 / 178
EXPO 1200	1,20	1720 x 1070 x 1095	1500	200 / 215
EXPO 1700	1,70	1720 x 1570 x 1095	1500	240 / 258
EXPO 2100	2,10	1720 x 1870 x 1095	1500	265 / 285

Fork sleeve inside dimensions in mm			
	A	B	C
EXPO 150-275	170	200	80
EXPO 300	300	200	80
EXPO 600-2100	600	200	80

Finish:

RAL 2000

RAL 3000

RAL 5012

RAL 6011

RAL 7005

hot-dip galvanized

SWARF TILTING CONTAINERS TYPE EXPO®-E



Swarf Container with rolling mechanisms


- perforated sieve and 1" drain-cock designed to separate liquids from solids and drain them
- welding, oil and watertight
- optimised load centre
- can be emptied at any height by cable operated from the driver's seat
- body with all-round reinforced edging
- sturdy frame with fork sleeves
- can be secured to prevent slipping and unintentional emptying
- wheels can be fitted later

Accessories

- EXPO-E 150-275: 2 swivel + 2 fixed polyamide castors Ø 100 mm, one swivel castor with brake - construction height 125 mm
- EXPO-E 300-2100: 2 swivel + 2 fixed polyamide castors Ø 180 mm, one swivel castor with brake - construction height 225 mm
- galvanized lid, can be opened from both sides
- trailer coupling and towing bar



EXPO-E with castors



1" drain-cock

Perforated corner sieve



EXPO-E with lid



	Volume (approx.) in m ³	Dimensions (l x w x h) in mm	Load capacity in kg	Weight in kg paint. / galv.
EXPO-E 150	0,15	960 x 640 x 540	750	72 / 78
EXPO-E 225	0,225	960 x 925 x 540	750	80 / 86
EXPO-E 275	0,275	960 x 1210 x 540	750	88 / 95
EXPO-E 300	0,30	1260 x 770 x 835	750	114 / 123
EXPO-E 600	0,60	1260 x 1070 x 835	1000	133 / 143
EXPO-E 900	0,90	1260 x 1570 x 835	1000	167 / 180
EXPO-E 1200	1,20	1720 x 1070 x 1095	1500	202 / 218
EXPO-E 1700	1,70	1720 x 1570 x 1095	1500	232 / 250
EXPO-E 2100	2,10	1720 x 1870 x 1095	1500	254 / 274

Fork sleeve inside dimensions in mm			
	A	B	C
EXPO-E 150-275	170	200	80
EXPO-E 300	300	200	80
EXPO-E 600-2100	600	200	80

Finish:	RAL 2000	RAL 3000	RAL 5012	RAL 6011	RAL 7005	hot-dip galvanized
---------	----------	----------	----------	----------	----------	--------------------

AUTOMATIC TILTING CONTAINERS TYPE 4A / S4A



Automatically activated roll forward mechanism

- 3 automatic release points mean the content can be emptied at 3 different positions over the container
- automatic locking feature to prevent the container from slipping forward
- safety feature to prevent unintentional emptying
- optimised load centre
- body with all-round reinforced edging
- sturdy frame with fork sleeves

Types available

Tilting Container 4A

- as above

Swarf Tilting Container S4A

- perforated sieve and 1" drain-cock designed to collect metal shavings
- welding, oil and watertight

Accessories


- galvanized lid, can be opened from both sides
- welding, oil and watertight (4A)



... drive the forks in



... automatic locking feature



... 3 automatic release points



Emptied by activating release point 1



Emptied by activating release point 2



Emptied by activating release point 3



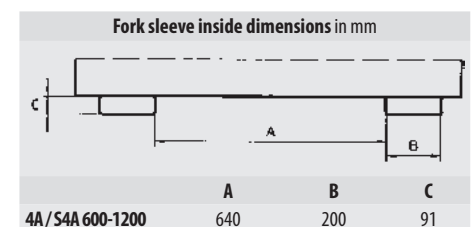
Perforated corner sieve (S4A)



Drain cock 1" (S4A)

S4A

	Volume (approx.) in m ³	Dimensions (l x w x h) in mm	Load capacity in kg	Weight in kg paint. / galv.
4A 600	0,60	1485 x 1095 x 865	1000	161 / 174
4A 900	0,90	1485 x 1570 x 865	1000	204 / 220
4A 1200	1,20	1920 x 1095 x 1125	1500	232 / 250
S4A 600	0,60	1485 x 1095 x 865	1000	162 / 175
S4A 900	0,90	1485 x 1570 x 865	1000	205 / 221
S4A 1200	1,20	1920 x 1095 x 1125	1500	233 / 251



Finish:

RAL 2000

RAL 3000

RAL 5012

RAL 6011

RAL 7005

hot-dip galvanized

TILTING CONTAINERS TYPE 3S / S3S



A Tilting Container that can be emptied in three directions

- easy to set in the emptying direction required - forwards, to the left or to the right
- can be emptied at any height by cable operated from the driver's seat
- body with all-round reinforced edging
- sturdy frame with fork sleeves
- can be secured to prevent slipping and unintentional emptying
- wheels can be fitted later

Types available

Tilting Container 3S

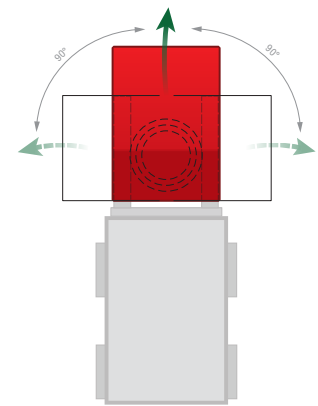
- as above

Swarf Tilting Container S3S

- perforated sieve and 1" drain-cock designed to collect metal shavings
- welding, oil and watertight

Accessories

- 2 swivel + 2 fixed polyamide castors Ø 180 mm, one swivel castor with brake – construction height 225 mm
- galvanized lid, can be opened from both sides



3S, ready to empty forwards



3S, ready to empty to the right




3S, ready to empty to the left



S3S with castors

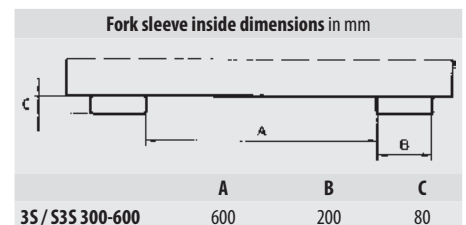


1" drain-cock (S3S)



Perforated corner sieve (S3S)

	Volume (approx.) in m ³	External dimensions (l x w x h) in mm	Load capacity in kg	Weight in kg paint. / galv.
3S 300	0,30	1460 x 1010 x 890	750	195 / 210
3S 600	0,60	1460 x 1070 x 890	1000	228 / 245
S3S 300	0,30	1460 x 1010 x 890	750	197 / 212
S3S 600	0,60	1460 x 1070 x 890	1000	230 / 248



Finish:

RAL 2000

RAL 3000

RAL 5012

RAL 6011

RAL 7005

hot-dip galvanized

TILTING CONTAINERS TYPE BKM



A well proven tilting container with rolling mechanism

- optimised load centre
- can be emptied at any height by cable operated from the driver's seat
- body with all-round reinforced edging
- sturdy frame with fork sleeves
- can be secured to prevent slipping and unintentional emptying
- wheels can be fitted later

Accessories

- 2 swivel + 2 fixed polyamide castors Ø 180 mm, one swivel castor with brake
– construction height 225 mm
- galvanized lid, can be opened from both sides
- welding, oil and watertight
- pick-up for a crane
- pick-up for a trolley jack
- trailer coupling and towing bar

Individual constructions on request



BKM with castors



BKM with lid



BKM with castors, trailer coupling and towing bar

	Volume (approx.) in m ³	Dimensions (l x w x h) in mm	Load capacity in kg	Weight in kg paint. / galv.
BKM 30	0,30	1160 x 820 x 825	1500	115 / 125
BKM 50	0,50	1550 x 820 x 1045	2500	168 / 181
BKM 75	0,75	1760 x 820 x 1270	2500	224 / 241
BKM 100	1,00	1760 x 1060 x 1270	3000	248 / 267
BKM 150	1,50	1760 x 1560 x 1270	3000	365 / 393
BKM 200	2,00	1810 x 1560 x 1480	3000	387 / 417

Fork sleeve (hoops) inside dimensions in mm			
	A	B	C
BKM 30-75	225	200	80
BKM 100	410	200	80
BKM 150-200	600	200	80

Finish:

RAL 2000

RAL 3000

RAL 5012

RAL 6011

RAL 7005

hot-dip galvanized

SWARF CONTAINERS TYPE SKM



Specially designed to separate liquids from solids and collect them

- perforated sieve and 1" drain-cock designed to separate liquids from solids and drain them
- optimised load centre
- can be emptied at any height by cable operated from the driver's seat
- body with all-round reinforced edging
- sturdy frame with fork sleeves
- can be secured to prevent slipping and unintentional emptying
- welding, oil and watertight
- with castors and handle

Accessories


- galvanized lid, can be opened from both sides



1" drain-cock



Perforated corner sieve



SKM with lid



	Volume (approx.) in m ³	Dimensions (l x w x h) in mm	Load capacity in kg	Weight in kg paint. / galv.
SKM 30	0,30	1275 x 820 x 820	1000	115 / 126
SKM 50	0,50	1275 x 1280 x 820	1000	133 / 143
SKM 75	0,75	1620 x 1180 x 1060	1250	180 / 198

Fork sleeve inside dimensions in mm			
	A	B	C
SKM 30	280	200	70
SKM 50-75	30	200	70

Other dimensions possible

Finish:	RAL 2000	RAL 3000	RAL 5012	RAL 6011	RAL 7005	hot-dip galvanized
---------	----------	----------	----------	----------	----------	--------------------

HEAVY DUTY TIPPERS TYPE SK



Heavy duty tipper with automatic release

- sturdy steel construction with reinforced edging
- material strength: body wall 5 mm and fork sleeves 6 mm especially for heavy materials
- full-length fork sleeves, closed construction make the unit very sturdy
- optimised load centre
- rolling mechanism
- emptying:
 - ① automatic release function activated when the release foot is set down on the container rim or
 - ② manual release using the pull cable



① automatic release

② manual release



- can be secured to prevent slipping and unintentional emptying
- suitable for pallet trucks
- wheels can be fitted later

Accessories

- 2 swivel + 2 fixed polyamide castors, one swivel castor with brake
- remember to check the load capacity!



SK with castors

	Volume (approx.) in m ³	Dimensions (l x w x h) in mm	Load capacity in kg	Weight in kg paint. / galv.
SK 300	0,30	1310 x 805 x 970	4000	244 / 263
SK 600	0,60	1310 x 1105 x 970	4000	283 / 304
SK 900	0,90	1310 x 1580 x 970	4000	328 / 353
SK 1200	1,20	1755 x 1105 x 1230	4000	372 / 400
SK 1700	1,70	1755 x 1580 x 1230	4000	431 / 464
SK 2100	2,10	1755 x 1880 x 1230	4000	466 / 501

Fork sleeve inside dimensions in mm

	A	B	C
SK 300	300	200	80
SK 600-2100	600	200	80

Finish:

RAL 2000

RAL 3000

RAL 5012

RAL 6011

RAL 7005

hot-dip galvanized

TILTING CONTAINERS TYPE BK



The original! Roll forward mechanism

- optimised load centre
- can be emptied at any height by cable operated from the driver's seat
- body with all-round reinforced edging
- sturdy frame with fork sleeves
- can be secured to prevent slipping and unintentional emptying
- wheels can be fitted later (up to BK 120)

Accessories

- 2 swivel + 2 fixed polyamide castors Ø 180 mm, one swivel castor with brake – construction height 225 mm
- galvanized lid, can be opened from both sides
- welding, oil and watertight
- pick-up for a crane
- trailer coupling and towing bar

Individual constructions on request



BK with castors



BK with lid



BK with crane lifting eyes

	Volume (approx.) in m ³	Dimensions (l x w x h) in mm	Load capacity in kg	Weight in kg paint. / galv.
BK 30	0,30	1170 x 850 x 945	750	144 / 155
BK 50	0,50	1455 x 850 x 1070	1000	198 / 213
BK 80	0,80	1455 x 1150 x 1070	1500	237 / 255
BK 100	1,00	1455 x 1400 x 1070	2000	256 / 275
BK 120	1,20	1455 x 1650 x 1070	2000	276 / 297
BK 150	1,50	1455 x 1950 x 1070	2000	317 / 341
BK 200	2,00	1640 x 2150 x 1170	2000	381 / 410

Fork sleeve (hoops) inside dimensions in mm			
	A	B	C
BK 30-50	420	200	80
BK 80-200	600	200	80

Finish:

RAL 2000

RAL 3000

RAL 5012

RAL 6011

RAL 7005

hot-dip galvanized

TILTING CONTAINERS TYPE GU / MGU / GU-RZ



GU



GU with castors



GU with lid



MGU



GU-RZ on a tugger train



Individual construction: Lattice container GU-G

The Original - low structural height

- ideal angle for emptying
- can be emptied at any height by cable operated from the driver's seat
- body with all-round reinforced edging
- sturdy frame with fork sleeves
- can be secured to prevent slipping and unintentional emptying
- wheels can be fitted later

Types available

Tilting Container GU

- as above

Mini Tilting Container MGU

- extremely low construction height
- height dumping edge 350 mm

Tipping Container for Tugger Train Systems GU-RZ

- for trolley measuring 1200 x 800 mm

Accessories

- castors for GU / GU-RZ: 2 swivel + 2 fixed polyamide castors Ø 180 mm, one swivel castor with brake – construction height 225 mm
- castors for MGU: 2 swivel + 2 fixed polyamide castors Ø 100 mm, one swivel castor with brake – construction height 125 mm
- galvanized lid, can be opened from both sides
- pick-up for a crane, lever trolley or pallet truck
- trailer coupling and towing bar
- welding, oil and watertight
- adjustable dumping brake (not for GU 30, MGU 230)

Individual constructions on request

	Volume (approx.) in m ³	Dimensions (l x w x h) in mm	Load capacity in kg	Weight in kg paint. / galv.
GU 300	0,30	1440 x 680 x 580	750	93 / 100
GU 500	0,50	1440 x 780 x 680	1000	111 / 120
GU 750	0,75	1440 x 1280 x 680	1000	139 / 150
GU 1000	1,00	1640 x 1280 x 780	1500	184 / 202
GU 1500	1,50	1640 x 1280 x 1090	1500	215 / 236
GU 2000	2,00	1640 x 1680 x 1090	1500	244 / 268
MGU 230	0,23	1385 x 680 x 450	750	84 / 90
MGU 270	0,27	1385 x 780 x 450	1000	96 / 103
MGU 460	0,46	1385 x 1280 x 450	1000	120 / 129
MGU 610	0,61	1385 x 1680 x 450	1000	138 / 148
GU-RZ 30	0,30	1230 x 875 x 530	750	105 / 113
GU-RZ 55	0,55	1230 x 875 x 880	1000	125 / 135

Fork sleeve inside dimensions in mm

	A	B	C
GU 300 / MGU 230	10	200	60
GU 500 / MGU 270 / GU-RZ 30-55	150	200	60
GU 750-2000 / MGU 460-610	495	200	60

SWARF TILTING CONTAINERS TYPE SGU / SGU-RZ



SGU

Especially designed to separate liquids from solids and collect them

- 1" drain-cock to drain off liquids
- can be emptied at any height by cable operated from the driver's seat
- body with all-round reinforced edging
- sturdy frame with fork sleeves
- can be secured to prevent slipping and unintentional emptying
- welding, oil and watertight

Types available

Swarf Container SGU

- perforated intermediate screen screwed in 100 mm above the floor, perforation Ø 3 mm, separation 6 mm

Swarf Tilting Container for Tugger Train Systems SGU-RZ

- perforated intermediate screen, screwed in 50 mm above the floor, perforation Ø 3 mm, separation 6 mm, 1" drain-cock
- for trolley measuring 1200 x 800 mm

Accessories

- 2 swivel + 2 fixed polyamide castors Ø 180 mm, one swivel castor with brake – construction height 225 mm
- galvanized lid, can be opened from both sides
- pick-up for a crane, lever trolley or pallet truck
- trailer coupling and towing bar
- adjustable dumping brake (not for SGU 30)



SGU



SGU-RZ on a trolley



SGU with castors



Perforated intermediated sieve

Individual constructions on request



1" drain-cock

	Volume (approx.) in m ³	Dimensions (l x w x h) in mm	Load capacity in kg	Weight in kg paint. / galv.
SGU 30	0,30	1440 x 680 x 580	750	112 / 121
SGU 50	0,50	1440 x 780 x 680	1000	130 / 140
SGU 75	0,75	1440 x 1280 x 680	1000	169 / 182
SGU 100	1,00	1640 x 1280 x 780	1500	220 / 237
SGU 150	1,50	1640 x 1280 x 1090	1500	250 / 270
SGU 200	2,00	1640 x 1680 x 1090	1500	287 / 308
SGU-RZ 30	0,30	1230 x 875 x 530	750	123 / 131
SGU-RZ 55	0,55	1230 x 875 x 880	1000	143 / 153

	Fork sleeve inside dimensions in mm		
	A	B	C
SGU 300	10	200	60
SGU 500 / SGU-RZ 30-55	150	200	60
SGU 750-2000	495	200	60

Finish:	RAL 2000	RAL 3000	RAL 5012	RAL 6011	RAL 7005	hot-dip galvanized
---------	----------	----------	----------	----------	----------	--------------------

SWARF TILTING CONTAINERS TYPE GU-E / SMGU



GU-E with castors



GU-E



GU-E



SMGU

Especially designed to separate liquids from solids and collect them

- Perforated corner sieve and 1" drain-cock to drain off liquids
- can be emptied at any height by cable operated from the driver's seat
- body with all-round reinforced edging
- sturdy frame with fork sleeves
- can be secured to prevent slipping and unintentional emptying
- welding, oil and watertight

Types available

Swarf Container GU-E

- as above

Mini Swarf Container SMGU

- extremely low construction height
- height dumping edge 350 mm

Accessories

- castors for GU-E: 2 swivel + 2 fixed polyamide castors Ø 180 mm, one swivel castor with brake – construction height 225 mm
- castors for SMGU: 2 swivel + 2 fixed polyamide castors Ø 100 mm, one swivel castor with brake – construction height 125 mm
- galvanized lid, can be opened from both sides
- pick-up for a crane, lever trolley or pallet truck
- trailer coupling and towing bar
- adjustable dumping brake (not for GU-E 300, SMGU 230)

Individual constructions on request



Perforated corner sieve



1" drain-cock

	Volume (approx.) in m ³	Dimensions (l x w x h) in mm	Load capacity in kg	Weight in kg paint. / galv.
GU-E 300	0,30	1440 x 680 x 580	750	95 / 102
GU-E 500	0,50	1440 x 780 x 680	1000	113 / 122
GU-E 750	0,75	1440 x 1280 x 680	1000	141 / 152
GU-E 1000	1,00	1640 x 1280 x 780	1500	186 / 204
GU-E 1500	1,50	1640 x 1280 x 1090	1500	217 / 238
GU-E 2000	2,00	1640 x 1680 x 1090	1500	246 / 270
SMGU 230	0,23	1385 x 680 x 450	750	85 / 91
SMGU 270	0,27	1385 x 780 x 450	1000	97 / 104
SMGU 460	0,46	1385 x 1280 x 450	1000	121 / 130
SMGU 610	0,61	1385 x 1680 x 450	1000	139 / 149

Fork sleeve inside dimensions in mm			
	A	B	C
GU-E 300 / SMGU 230	10	200	60
GU-E 500 / SMGU 270	150	200	60
GU-E 750-2000 / SMGU 460-610	495	200	60

Finish:

RAL 2000

RAL 3000

RAL 5012

RAL 6011

RAL 7005

hot-dip galvanized

TILTING CONTAINERS TYPE VD / VG



VD

A tilting container with a new innovative lever release mechanism

- sturdy frame with fork sleeves
- can be emptied at any height by cable operated from the driver's seat
- can be secured to prevent slipping and unintentional emptying

Types available

VD

- protected design
- low dumping edge
- profiles on both sides, running diagonally

VG

- profiles on both sides, running horizontally

Accessories

- 2 swivel + 2 fixed polyamide castors Ø 180 mm, one swivel castor with brake – construction height 225 mm
- galvanized 2-part lid, can be opened from one side
- welding, oil and watertight
- adjustable dumping brake



VG



VG with castors



VG with lid



VD with castors

	Volume (approx.) in m ³	Dimensions (l x w x h) in mm	Load capacity in kg	Weight in kg paint. / galv.
VD 500	0,50	1375 x 800 x 730	750	117 / 126
VD 650	0,65	1445 x 800 x 890	1000	125 / 134
VD 800	0,80	1375 x 1200 x 730	1000	137 / 147
VD 1000	1,00	1445 x 1200 x 890	1500	151 / 162
VG 550	0,55	1370 x 800 x 730	750	125 / 134
VG 700	0,70	1440 x 800 x 890	1000	133 / 143
VG 900	0,90	1370 x 1200 x 730	1000	150 / 161
VG 1100	1,10	1440 x 1200 x 890	1500	163 / 175

Fork sleeve inside dimensions in mm			
	A	B	C
VD 500 – 650	150	200	60
VD 800 – 1000	495	200	60
VG 550 – 700	150	200	60
VG 900 – 1100	495	200	60

Finish:	RAL 2000	RAL 3000	RAL 5012	RAL 6011	RAL 7005	hot-dip galvanized
---------	----------	----------	----------	----------	----------	--------------------

TILTING CONTAINERS TYPE RD



RD with adjustable dumping brake



RD with castors



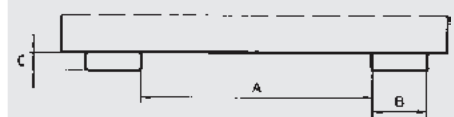
Tilting Container with arched lid

- spring-loaded, watertight, galvanized arched lid with 2 handles
- sturdy frame, body with all-round reinforced edging
- can be emptied at any height by cable operated from the driver's seat
- can be secured to prevent slipping and unintentional emptying
- wheels can be fitted later

Accessories

- 2 swivel + 2 fixed polyamide castors Ø 180 mm, one swivel castor with brake – construction height 225 mm
- welding, oil and watertight
- adjustable dumping brake for type RD 1000
- trailer coupling and towing bar

Fork sleeve inside dimensions in mm



	A	B	C
RD 750	12	200	60
RD 1000	200	200	60

	Volume (approx.) in m ³	Dimensions (l x w x h) in mm	Load capacity in kg	Weight paint. / galv. in kg
RD 750	0,75	1750 x 755 x 1220	1000	210 / 231
RD 1000	1,00	1750 x 955 x 1220	1500	228 / 250

TILTING CONTAINER TYPE DUO / TRIO



TRIO



DUO



TRIO with lid

The economic way to collect recycling materials or waste

- sturdy frame with fork sleeves
- body with all-round reinforced edging
- each compartment can be individually emptied
- can be secured to prevent slipping and unintentional emptying

Types available

DUO

- container with 2 chambers à 0.9 m³

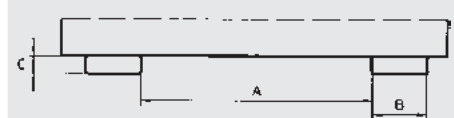
TRIO

- container with 3 chambers à 0.6 m³

Accessories

- 2 swivel + 2 fixed polyamide castors Ø 180 mm, one swivel castor with brake – construction height 225 mm
- galvanized lids, can be opened from one side
- lettering

Fork sleeve inside dimensions in mm



	A	B	C
DUO/TRIO	600	200	60

	Volume (approx.) in m ³	Dimensions (l x w x h) in mm	Load capacity in kg	Weight in kg paint.
DUO	2 x 0,9	1665 x 1610 x 1000	1500	258
TRIO	3 x 0,6	1665 x 1675 x 1000	1500	305

Finish:

RAL 2000

RAL 3000

RAL 5012

RAL 6011

RAL 7005

hot-dip galvanized

TILTING CONTAINERS TYPE BKC



Large volume skip with side pivot

- can be emptied at any height by cable operated from the driver's seat
- body with all-round reinforced edging
- sturdy frame with fork sleeves
- can be secured to prevent slipping and unintentional emptying
- "uprighter" to return container to loading position
- 4 m³ and 5 m³ with extender frame

Types available

BKC

- mechanical emptying

BKC-H

- hydraulic emptying

Accessories

- 2 swivel + 2 fixed polyamide castors Ø 180 mm, one swivel castor with brake – construction height 225 mm
- galvanized lid, can be opened from both sides
- welding, oil and watertight
- adjustable dumping brake(BKC)

Individual constructions on request



BKC with lid

BKC



BKC with extender frame

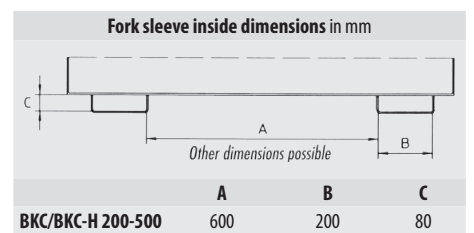


BKC



BKC-H (with hydraulic emptying)

	Volume (approx.) in m ³	Dimensions (l x w x h) in mm	Load capacity in kg	Weight in kg paint. / galv.
BKC 200	2,0	2310 x 1750 x 1220	2500	436 / 470
BKC 300	3,0	2310 x 2280 x 1220	2500	520 / 560
BKC 400	4,0	2310 x 2280 x 1480	2500	571 / 615
BKC 500	5,0	2310 x 2280 x 1740	2500	608 / 655
BKC-H 200	2,0	2310 x 1760 x 1220	2500	430 / 462
BKC-H 300	3,0	2310 x 2280 x 1220	2500	514 / 553
BKC-H 400	4,0	2310 x 2280 x 1480	2500	568 / 610
BKC-H 500	5,0	2310 x 2280 x 1740	2500	605 / 650



Finish:

RAL 2000

RAL 3000

RAL 5012

RAL 6011

RAL 7005

hot-dip galvanized

TILTING CONTAINERS TYPE NK



Low structural height and scissor tilting mechanism

- optimised load centre
- can be emptied at any height by cable operated from the driver's seat
- body with all-round reinforced edging
- sturdy frame with fork sleeves
- can be secured to prevent slipping and unintentional emptying
- wheels can be fitted later

Accessories

- 2 swivel + 2 fixed polyamide castors Ø 180 mm, one swivel castor with brake - construction height 225 mm
- galvanized lid, can be opened from both sides
- pick-up for a crane or trolley jack
- welding, oil and watertight
- trailer coupling and towing bar



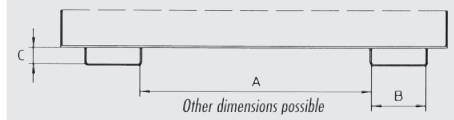
NK with castors



NK with lid

	Volume (approx.) in m ³	Dimensions (l x w x h) in mm	Load capacity in kg	Weight in kg painted
NK 30	0,30	1210 x 840 x 665	750	123 / 135
NK 50	0,50	1450 x 840 x 760	1000	149 / 163
NK 75	0,75	1700 x 1080 x 880	1500	195 / 214
NK 100	1,00	1700 x 1430 x 880	1500	218 / 239

Fork sleeve inside dimensions in mm



	A	B	C
NK 30-50	300	200	60
NK 75-100	600	200	60

BUILDING MATERIALS CONTAINERS TYPE BC



BC with brick clamp operated trap door



The best way to provide economical logistical support for building sites

- sturdy construction for heavy duty use
- bottom discharge
- reinforced trap door with 2 locks
- trap door operated by cable
- suitable for pick-up by a pallet truck, forklift or crane
- special edging on all sides for pick-up using a brick clamp

Accessories

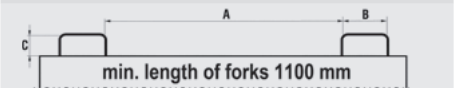
- 2 swivel + 2 fixed polyamide castors Ø 180 mm, one swivel castor with brake - construction height 225 mm
- galvanized lid, can be opened from both sides
- brick clamp operated trap door

The perfect complement
- a filling hopper
(please refer to page 37)



	Volume (approx.) in m ³	Dimensions (l x w x h) in mm	Load capacity in kg	Weight in kg paint. / galv.
BC 500	0,50	1035 x 1310 x 700	1000	189 / 203
BC 1000	1,00	1035 x 1310 x 1160	2000	235 / 253

Fork sleeve (hoops) inside dimensions in mm



	A	B	C
BC 500-1000	630	160	65

Finish:

RAL 2000

RAL 3000

RAL 5012

RAL 6011

RAL 7005

hot-dip galvanized

CONTAINERS WITH DROP AWAY BASE TYPE BKB



Conical container, bottom discharge

- can be stacked inside one another
- trap door operated by cable from the driver's seat
- trap door closes automatically when the container is set down on the ground, opening angle 90°
- sturdy construction with all-round reinforced edging
- suitable for pick-up by a forklift or crane
- 100 mm ground leeway, suitable for pallet trucks
- can be secured to prevent slipping and unintentional trap door operation
- wheels can be fitted later

Accessories

- 2 swivel + 2 fixed polyamide castors Ø 180 mm, one swivel castor with brake - construction height 225 mm
- galvanized lid, can be opened from both sides (stacking NOT possible)



BKB with lid



BKB with castors

Fork sleeve (hoops) inside dimensions in mm

	A	B	C
BKB 500-1000	600	180	65

Fork sleeve inside dimensions in mm

Type	A	B	C
BKB 500-1000	600	180	94

	Volume (approx.) in m ³	Dimensions (l x w x h) in mm	Load capacity in kg	Weight in kg paint. / galv.
BKB 500	0,50	1040 x 1200 x 715	1000	126 / 136
BKB 700	0,70	1040 x 1200 x 970	1500	145 / 156
BKB 1000	1,00	1040 x 1200 x 1270	2000	169 / 182

Finish:

RAL 2000

RAL 3000

RAL 5012

RAL 6011

RAL 7005

hot-dip galvanized

CONTAINERS WITH DROP AWAY BASE TYPE FB



FB with guiding plates

Ideal for collection, storage and transfer of materials to be recycled

- sturdy steel construction with smooth inside surface
- trap door operated by cable from the driver's seat
- rubber cushioning to lessen the impact when the trap door is opened
- trap door closes automatically when the container is set down on the ground
- can be secured to prevent slipping and unintentional trap door operation
- suitable for pick-up by a forklift or crane
- 100 mm ground leeway, suitable for pallet trucks
- 4 crane eyes
- can be stacked (3 high)
- FB 500 - FB 1000 also suitable for tugger trains

Accessories

- 2 swivel + 2 fixed polyamide castors Ø 180 mm, one swivel castor with brake - construction height 225 mm
- galvanized lid, can be opened from both sides
- galvanized guiding plates for trap door



FB with castors



FB with lid



FB with lid



	Volume (approx.) in m ³	Dimensions (l x w x h) in mm	Load capacity in kg	Weight in kg paint. / galv.
FB 500	0,50	840 x 1245 x 845	1000	125 / 135
FB 750	0,75	840 x 1245 x 1145	1000	144 / 154
FB 1000	1,00	1040 x 1245 x 1145	1250	158 / 173
FB 1500	1,50	1040 x 1845 x 1145	1500	203 / 218
FB 2000	2,00	1040 x 1845 x 1445	1500	232 / 255

	Fork sleeve (hoops) inside dimensions in mm		
	A	B	C
FB 500-1000	415	185	75
FB 1500-2000	615	185	75

Finish:

RAL 2000

RAL 3000

RAL 5012

RAL 6011

RAL 7005

hot-dip galvanized

MINI-CONTAINERS WITH DROP AWAY BASE TYPE **MSB**



MSB with guiding plates

	Volume (approx.) in m ³	Dimensions (l x w x h) in mm	Load capacity in kg	Weight in kg paint. / galv.
MSB 150	0,13	600 x 800 x 625	500	65 / 70
MSB 250	0,24	800 x 1000 x 625	500	85 / 92
MSB 400	0,37	1000 x 1200 x 625	750	109 / 117

Ideal for use in limited space

- sturdy steel construction with smooth inside surface
- trap door operated by cable from the driver's seat
- trap door closes automatically when the container is set down on the ground
- can be secured to prevent slipping and unintentional trap door operation
- 100 mm ground leeway – suitable for pallet trucks
- can be stacked (3 high)

Accessories

- 2 swivel + 2 fixed polyamide castors Ø 100 mm, one swivel castor with brake
- galvanized guiding plates for trap door

Fork sleeve (hoops) inside dimensions in mm			
	A	B	C
min. length of forks 1100 mm			
MSB 150	175	160	65
MSB 250	380	160	65
MSB 400	550	160	65

CONTAINERS WITH DROP AWAY BASE TYPE **SB**



The economical way to collect waste or to commission solids using a minimum of space

- sturdy construction, trap door with reinforcement
- trap door closes automatically when the container is set down on the ground
- suitable for pick-up by a forklift or crane
- guiding plates for trap door
- trap door operated by cable
- can be secured to prevent slipping and unintentional trap door operation
- can be stacked (3 high)
- wheels can be fitted later

Accessories

- 2 swivel + 2 fixed polyamide castors Ø 180 mm, one swivel castor with brake
- construction height 225 mm
- galvanized lid, can be opened from both sides



SB with castors



SB with lid



Individual construction Type SB-G

	Volume (approx.) in m ³	Dimensions (l x w x h) in mm	Load capacity in kg	Weight in kg paint. / galv.
SB 500	0,50	1035 x 1310 x 700	1000	168 / 181
SB 750	0,75	1035 x 1310 x 930	1500	192 / 207
SB 1000	1,00	1035 x 1310 x 1160	2000	215 / 231
SB 1500	1,50	1035 x 1910 x 1160	2000	281 / 302
SB 2000	2,00	1035 x 1910 x 1465	2000	320 / 344

Individual constructions on request

Fork sleeve (hoops) inside dimensions in mm			
	A	B	C
min. length of forks 1100 mm			
SB 500-2000	630	160	65

Finish:	RAL 2000	RAL 3000	RAL 5012	RAL 6011	RAL 7005	hot-dip galvanized
----------------	-----------------	-----------------	-----------------	-----------------	-----------------	---------------------------

CYLINDRICAL CONTAINERS TYPE RB



RB with castors

Cylindrical container, bottom discharge

- steel sheet construction
- handgrip for manual positioning or pick-up by a forklift truck or crane
- trap door operated by cable
- rubber cushioning lessens the impact when the trap door is opened, opening angle 90°
- trap door closes automatically when the container is set down on the ground
- can be secured to prevent slipping and unintentional trap door operation

Accessories

- 2 swivel + 2 fixed polyamide castors Ø 100 mm, one swivel castor with brake
- construction height 125 mm
- aluminium lid, removable



	Volume (approx.) in m ³	Maße (ØxH) in mm	Load capacity in kg	Weight in kg paint. / galv.
RB 300	0,30	865 x 775	500	60 / 64
RB 450	0,45	865 x 1085	500	70 / 74

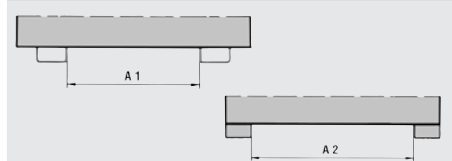
CONTAINERS WITH DROP AWAY BASE TYPE HKB



Transport and storage container, controlled bottom discharge

- operated by a hydraulic accessory fitted to the forklift truck; enables trap door to be gradually opened
- made of profiled steel sheet with reinforced edging
- walls with vertical pleats for easy discharge - even for bulk materials which are difficult to handle
- smooth trap door with integrated side plates guarantee contents are accurately discharged
- can be stacked (3 high)
- suitable for pick-up by a pallet truck, forklift or crane

Dimensions for pick-up lengthwise (A 1) / broadside (A 2) in mm



	Volume (approx.) in m ³	External dimensions (l x w x h) in mm	Load capacity in kg	Weight in kg paint. / galv.
HKB 60	0,6	1175 x 975 x 835	1500	140 / 151
HKB 70	0,7	1375 x 975 x 835	2000	170 / 183
HKB 90	0,9	1375 x 1175 x 835	2000	198 / 214

	A 1	A 2
HKB 60	600	675
HKB 70	800	675
HKB 90	800	875

Finish:

RAL 2000

RAL 3000

RAL 5012

RAL 6011

RAL 7005

hot-dip galvanized

STACKING TIPPERS TYPE BSK



BSK with Traverse BST

A Stacking Tipper made of distortion proof steel sheet for heavy duty use

- can be stacked when full (3 high)
- emptied by cable operated from the driver's seat using the traverse

Accessories

- 2 swivel + 2 fixed polyamide castors Ø 180 mm, one swivel castor with brake – construction height 225 mm (stacking NOT possible)
- galvanized 2-part lid, can be opened from one side (stacking NOT possible)
- welding, oil and watertight
- crane eyes
- lettering/stickers
- traverses Type BST and BKT for emptying Stacking Tipper (see page 25)



BSKs with lids and stickers



BSK with castors



BSK with lid



	Volume (approx.) in m ³	Dimensions (l x w* x h) in mm	Load capacity in kg	Weight in kg paint. / galv.
BSK 30	0,30	800 x 600 x 600	500	50 / 54
BSK 55	0,55	1000 x 800 x 900	1000	80 / 86
BSK 70	0,70	1200 x 800 x 900	1500	90 / 97
BSK 90	0,90	1200 x 1000 x 900	2000	100 / 108
BSK 150	1,50	1200 x 1500 x 1000	2000	151 / 162
BSK 200	2,00	1200 x 2000 x 1000	2000	185 / 199

*width not including pick-up cones

Finish:

RAL 2000

RAL 3000

RAL 5012

RAL 6011

RAL 7005

hot-dip galvanized

LATTICE STACKING TIPPERS TYPE BSK-G



Lattice containers for light materials, e.g. paper, plastics, wood and green waste

- floor made of steel sheet
- all walls made of wire mesh size 25 x 25 mm
- emptied by cable operated from the driver's seat using the traverse

Accessories

- 2 swivel + 2 fixed polyamide castors Ø 180 mm, one swivel castor with brake - construction height 225 mm
- galvanized lid
- traverses Type BST and BKT for emptying Stacking Tipper (see page 25)

	Volume (approx.) in m ³	Dimensions (l x w* x h) in mm	Load capacity in kg	Weight painted in kg
BSK-G 90	0,90	1200 x 1000 x 900	500	67 / 74

*width not including pick-up cones

SWARF STACKING TIPPERS TYPE BSL / BSS



Swarf stacking tippers made of distortion proof steel sheet for heavy duty use

- smooth floor (3 mm)
- welding, oil and watertight
- emptied by cable operated from the driver's seat using the traverse
- can be stacked when full (3 high)

Types available

BSL

- perforated intermediate screen and 1" drain-cock fitted to the inclined wall

BSS

- perforated sieve and 1" drain-cock fitted to the inclined wall

Accessories

- 2 swivel + 2 fixed polyamide castors Ø 180 mm, one swivel castor with brake – construction height 225 mm (stacking NOT possible)
- galvanized 2-part lid, can be opened from one side (stacking NOT possible)
- traverses Type BST and BKT for emptying Stacking Tipper (see page 25)

BSL



Perforated intermediate screen (BSL)



Perforated corner sieve (BSS)



1" drain-cock

	Volume (approx.) in m ³	Dimensions (l x w* x h) in mm	Load capacity in kg	Weight in kg	
				painted	galvanized
BSL 30 / BSS 30	0,30	800 x 600 x 600	500	65 / 52	70 / 56
BSL 55 / BSS 55	0,55	1000 x 800 x 900	1000	95 / 85	102 / 92
BSL 70 / BSS 70	0,70	1200 x 800 x 900	1500	105 / 95	113 / 102
BSL 90 / BSS 90	0,90	1200 x 1000 x 900	2000	120 / 107	129 / 115
BSL 150 / BSS 150	1,50	1200 x 1500 x 1000	2000	180 / 164	194 / 176
BSL 200 / BSS 200	2,00	1200 x 2000 x 1000	2000	235 / 201	252 / 216

*width not including pick-up cones

Finish:

RAL 2000

RAL 3000

RAL 5012

RAL 6011

RAL 7005

hot-dip galvanized

TRAVERSES FOR STACKING TIPPERS TYPE **BST** / **BKT**



BST (with Stacking Tipper BSK)



BST-U (with Stacking Tipper BSK)



BST-H (with Stacking Tipper BSK)



BKT (with Stacking Tipper BSK)

Traverses for emptying Stacking Tipper

- can be emptied at any height by cable operated from the driver's seat
- can be secured to prevent slipping
- for Types BSK, BSK-G, BSS, BSL (see pages 23-24)

Types available

BST

- fork pockets for pick-up by a forklift
- pick-up arm engages with cones on the Stacking Tipper

BST-H

- similar to the type BST but hydraulic

BST-U

- fork sleeves at the base of the traverse ensure optimal use of the truck's lifting range
- for use with a forklift truck or crane, stacking tipper is picked up using the cones

BKT

- for use with a forklift truck or crane, stacking tipper is picked up using the cones

Accessories

- Traverse Stand Type TS



BST-H Traverse Stand Type TS

	for Stacking Tipper Volume (approx.) in m ³	Dimensions (l x w x h) in mm	Load capacity in kg	Weight in kg
BST 30 / BST-H 30	0,30	945 x 730 x 845 / 900 x 870 x 1035	500	71 / 135
BST 55 / BST-H 55	0,55	945 x 930 x 980 / 900 x 1070 x 1035	1000	79 / 144
BST 70 / BST-H 70	0,70	945 x 930 x 980 / 900 x 1070 x 1035	1500	79 / 144
BST 90 / BST-H 90	0,90	945 x 1130 x 980 / 900 x 1270 x 1035	2000	85 / 150
BST 150 / BST-H 150	1,50	940 x 1630 x 1085 / 900 x 1770 x 1095	2000	148 / 220
BST 200 / BST-H 200	2,00	940 x 2130 x 1085 / 900 x 2270 x 1095	2000	164 / 239
BST-U 30	0,30	1185 x 1145 x 935	500	163
BST-U 55	0,55	1185 x 1345 x 1055	1000	176
BST-U 70	0,70	1185 x 1345 x 1055	1500	177
BST-U 90	0,90	1185 x 1545 x 1055	2000	182
BKT 30	0,30	1350 x 730 x 900	500	91
BKT 55	0,55	1350 x 930 x 1030	1000	99
BKT 70	0,70	1350 x 930 x 1030	1500	99
BKT 90	0,90	1350 x 1130 x 1030	2000	103
BKT 150	1,50	1450 x 1630 x 1090	2000	167
BKT 200	2,00	1450 x 2130 x 1090	2000	183

Fork sleeve (hoops) inside dimensions in mm

	A	B	C
BST/BST-H/BKT 30	110	200	80
BST/BST-H/BKT 55-70	250	200	80
BST/BST-H/BKT 90-150	450	200	80
BST/BST-H/BKT 200	590	200	80

Fork sleeve inside dimensions in mm

	A	B	C
BST-U 30	732	200	60
BST-U 55-70	932	200	60
BST-U 90	1132	200	60

Finish:

RAL 2000

RAL 3000

RAL 5012

RAL 6011

RAL 7005

UNIVERSAL CONTAINERS TYPE UC

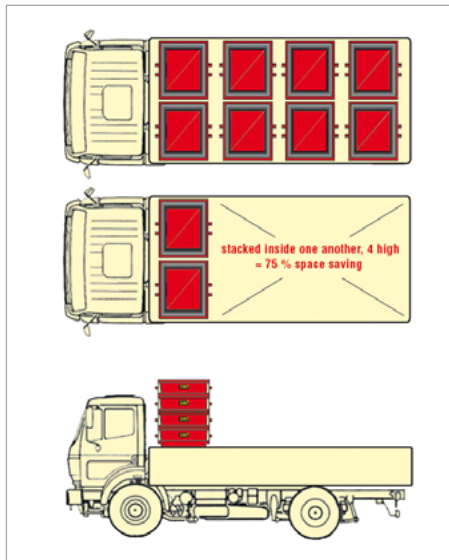


Ideal for collection and transport of bulk goods, production waste and materials to be recycled

- conical construction
- can be stacked inside one another
- economical logistics thanks to space-saving transport
- can be transported on a pallet truck, by forklift, site dumper or crane

Accessories

- pick-up profile for Hydraulic Traverse type UCT
- 2 swivel + 2 fixed polyamide castors Ø 180 mm, one swivel castor with brake - construction height 225 mm
- galvanized lid, can be opened from both sides (stacking NOT possible)
- hydraulic Traverse type UCT



Emptying using a forklift rotator

Fork sleeve inside dimensions in mm

	A	B	C
UC 500-1000	615	180	94
UCT	520	200	60

Fork sleeve (hoops) inside dimensions in mm

	A	B	C
UC 500-1000	615	160	60

min. length of forks 1100 mm

UC and Hydraulic Traverse Type UCT

	Volume (approx.) in m ³	Dimensions (l x w x h) in mm	Load capacity in kg	Weight paint. / galv. in kg
UC 500	0,50	1040 x 1200 x 680	1000	94 / 104
UC 750	0,75	1040 x 1200 x 960	1500	109 / 119
UC 1000	1,00	1040 x 1200 x 1215	2000	122 / 134
UCT		1035 x 1365 x 1240	2000	230 / -

Finish:

RAL 2000

RAL 3000

RAL 5012

RAL 6011

RAL 7005

hot-dip galvanized

BINS TYPE C / CS



C 30 and CS 30



CS 80




CS 30 stacked



Perforated sieve (CS)



1" drain cock (CS)



Emptying using a forklift rotator

	Volume approx. (m ³)	Dimensions (l x w x h) in mm	Load capacity in kg	Weight paint. / galv. in kg
C 30	0,30	620 x 840 x 800	500	46 / 49
C 80	0,80	840 x 1240 x 975	1000	78 / 84
CS 30	0,30	620 x 840 x 800	500	50 / 54
CS 80	0,80	840 x 1240 x 975	1000	83 / 89

An economic choice - collect and transport bulk goods, production waste and materials to be recycled

- sturdy steel construction, smooth inside surface
- 100 mm ground leeway, also suitable for pallet trucks (C 80 / CS 80)
- fork pockets for fork rotator
- 4 stacking corners, can be stacked 3 high

Types available

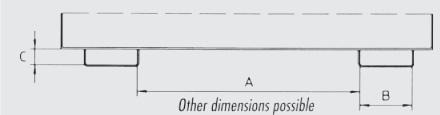
Kasten C

- Ideal for solids

Swarf-Kasten CS

- especially designed to separate fluids from solids and collect them
- welding, oil and watertight
- perforated sieve, perforation Ø 3 mm, separation 6 mm
- 1" drain-cock

Fork sleeve (hoops) inside dimensions in mm



	A	B	C
C 30 / CS 30	260	150	60
C 80 / CS 80	600	150	60

COLLECTING SYSTEMS TYPE SBS



	Volume (approx.) in m ³	Dimensions (l x w x h) in mm	Load capacity in kg	Weight paint. / galv. in kg
SBS 500	0,50	600 x 1200 x 850	500	122 / 134
SBS 1000	1,00	1200 x 1200 x 850	1000	184 / 202
SBS 2000	2,00	1200 x 2400 x 850	2250	263 / 289

Collection and transport system

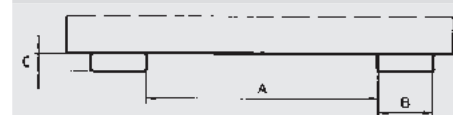
- sturdy steel sheet construction
- suitable for pick-up by a forklift or crane
- even different sizes can be stacked (max. 3 high)
- optimised stacking dimensions mean the whole loading surface of the truck can be used - stacking supports 600 mm apart, height 850 mm

Accessories

- trolley with castors



Fork sleeve inside dimensions in mm



	A	B	C
SBS 500-2000	616	195	60

Finish:

RAL 2000

RAL 3000

RAL 5012

RAL 6011

RAL 7005

hot-dip galvanized

TIPPING SKIPS TYPE KS / SKS



KS

Highly versatile - used to transport and empty bulk materials

- castors and handle facilitate manual handling
- fork sleeves - can be driven by a forklift
- is emptied at ground level or over a large volume skip when driven by a forklift
- sturdy steel construction
- sturdy frame with fork sleeves
- tiltable skip
- can be secured to prevent slipping and unintentional emptying
- 2 swivel + 2 fixed polyamide castors Ø 180 mm, one swivel castor with brake
- construction height 225 mm

Types available

Tipping Skip **KS**

- as above

Swarf Tipping Skip **SKS**

- welded oil and watertight
- with perforated sieve and 1" drain- cock designed to separate liquids from solids and drain them



SKS



1" drain-cock

Perforated corner sieve



SKS

	Volume approx. in l	Dimensions (l x w x h) in mm	Height dumping edge in mm	Load capacity in kg	Weight painted in kg
KS 400	400	1220 x 1050 x 1115	1020	1000	110
KS 550	550	1250 x 1200 x 1170	1052	1000	120
KS 700	710	1345 x 1200 x 1270	1174	1000	132
SKS 400	400	1220 x 1050 x 1115	1020	1000	109
SKS 550	550	1250 x 1200 x 1170	1052	1000	122
SKS 700	710	1345 x 1200 x 1275	1174	1000	134

Fork sleeve inside dimensions in mm			
	A	B	C
KS / SKS 400	100	200	80
KS / SKS 550	180	200	80
KS / SKS 700	180	200	80

Finish:

RAL 2000

RAL 3000

RAL 5012

RAL 6011

RAL 7005

TIPPING SKIPS TYPE KN / SKN



KN

Very low profile skip. Ideal for collection and disposal of bulk solids and industrial waste

- sturdy steel sheet construction with reinforced edging
- tiltable skip with handle
- sturdy frame with fork sleeves
- easy to transport using a forklift truck
- welding, oil and watertight
- can be secured to prevent slipping and unintentional emptying
- wheels can be fitted later

Types available

Tipping Skip KN

- as above

Swarf Tipping Skip SKN

- with perforated sieve and 1" drain-cock designed to separate liquids from solids and drain them



KN with castors (solid rubber)



SKN with castors (solid rubber)



1" drain-cock



Perforated corner sieve

Accessories

- 2 swivel + 2 fixed solid rubber castors Ø 200 mm, 1 swivel castor with brake – construction height 235 mm
- 2 swivel + 2 fixed polyamide castors Ø 180 mm, one swivel castor with brake - construction height 225 mm
- galvanized lid, can be opened from both sides



SKN



SKN

	Volume approx. in l	Dimensions (l x w x h) in mm	Height dumping edge in mm	Load capacity in kg	Weight in kg paint. / galv.
KN 250	250	1375 x 670 x 530	527	300	62 / 66
KN 400	400	1430 x 840 x 605	605	300	75 / 80
SKN 250	250	1375 x 670 x 530	527	300	64 / 69
SKN 400	400	1430 x 840 x 605	605	300	77 / 83

Fork sleeve inside dimensions in mm			
	A	B	C
KN / SKN 250	285	170	55
KN / SKN 400	455	170	55

Finish:

RAL 2000

RAL 3000

RAL 5012

RAL 6011

RAL 7005

RAL 7021

hot-dip galvanized

TIPPING SKIPS TYPE KK / SKK



Ideal for collection and disposal of bulk solids and industrial waste

- sturdy steel sheet construction with reinforced edging
- tiltable skip with handle
- sturdy frame with fork sleeves
- easy to transport using a forklift truck
- welding, oil and watertight
- can be secured to prevent slipping and unintentional emptying
- wheels can be fitted later

Types available

Tipping Skip **KK**

- as above

Swarf Tipping Skip **SKK**

- with perforated sieve and 1" drain-cock designed to separate liquids from solids and drain them

KK



KK



KK with castors (solid rubber)



1" drain-cock



Perforated corner sieve



SKK



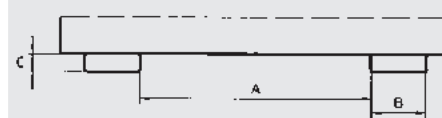
SKK with castors (solid rubber)

Accessories

- 2 swivel + 2 fixed solid rubber castors Ø 200 mm, 1 swivel castor with brake
– construction height 235 mm
- 2 swivel + 2 fixed polyamide castors Ø 180 mm, one swivel castor with brake
– construction height 225 mm
- galvanized lid, can be opened from both sides

	Volume approx. in l	Dimensions (l x w x h) in mm	Height dumping edge in mm	Load capacity in kg	Weight in kg paint. / galv.
KK 250	250	1115 x 590 x 740	430	300	59 / 63
KK 400	400	1320 x 670 x 840	484	300	73 / 79
KK 600	600	1390 x 840 x 905	516	300	114 / 123
KK 800	800	1420 x 910 x 975	556	300	125 / 134
KK 1000	1000	1420 x 1110 x 975	556	300	138 / 148
SKK 250	250	1115 x 590 x 740	430	300	61 / 66
SKK 400	400	1320 x 670 x 840	484	300	75 / 81
SKK 600	600	1390 x 840 x 905	516	300	116 / 125
SKK 800	800	1420 x 910 x 975	556	300	127 / 137
SKK 1000	1000	1420 x 1110 x 975	556	300	140 / 151

Fork sleeve inside dimensions in mm



	A	B	C
KK / SKK 250	205	170	55
KK / SKK 400	285	170	55
KK / SKK 600	455	170	55
KK / SKK 800	525	170	55
KK / SKK 1000	725	170	55

BARROW TIPPERS TYPE KW-ET / SKW-ET



KW-ET

For all kinds of bulk goods, is emptied at ground level

- sturdy steel sheet construction with reinforced edging
- frame made of steel tubing
- fork sleeves can be secured to prevent slipping and unintentional emptying
- welding, oil and watertight
- 2 wheels + 1 swivel castor (as of volume 600 litres upwards + 2 swivel castors) made of solid rubber Ø 250 mm, one swivel castor with brake
- handle

Types available

Barrow Tipper KW-ET

- as above



KW-ET with lid



KW-ET

Swarf Barrow Tipper SKW-ET

- with perforated sieve and 1" drain-cock designed to separate liquids from solids and drain them



Perforated corner sieve



1" drain-cock

Accessories

- galvanized lid, can be opened from both sides

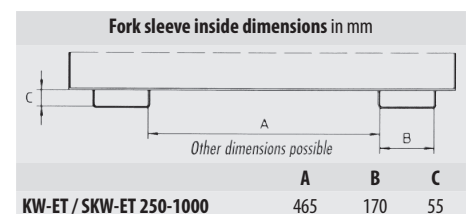


SKW-ET



SKW-ET

	Volume approx. in l	Dimensions (l x w x h) in mm	Height dumping edge in mm	Load capacity in kg	Weight in kg paint./galv.
KW-ET 250	250	1115 x 820 x 990	680	300	75 / 81
KW-ET 400	400	1320 x 900 x 1090	740	300	91 / 98
KW-ET 600	600	1395 x 1070 x 1220	830	300	139 / 150
KW-ET 1000	1000	1420 x 1340 x 1290	870	300	164 / 177
SKW-ET 250	250	1115 x 820 x 990	680	300	77 / 83
SKW-ET 400	400	1320 x 900 x 1090	740	300	93 / 101
SKW-ET 600	600	1395 x 1070 x 1220	830	300	141 / 152
SKW ET 1000	1000	1420 x 1340 x 1290	870	300	167 / 180



Finish:

RAL 2000

RAL 3000

RAL 5012

RAL 6011

RAL 7005

RAL 7021

hot-dip galvanized

CONTAINERS FOR BUILDING MATERIALS TYPE BBG / BBK / BBP



BBK

Indispensable for restoration, modernisation and building work

- can be stacked (3 high)

BBG

- sturdy steel construction made of smooth steel sheet

BBK

- sturdy construction made of smooth steel sheet
- with drop down hinged door, easy to load using a wheelbarrow
- cross beam strengthens bottom part of the drop down door
- drop down door locked in closed position by a catch on each side

BBP

- sturdy construction made of distortion-proof steel sheet

Accessories

- galvanized lid, lockable
- cones for emptying using Tilting Traverse type BBT (for BBP)
- Tilting Traverse type BBT (for BBP, see page 33)



BBK



BBK



BBP with cones



BBG with lid



BBG

	Volume approx. (m ³)	Dimensions (l x w x h) in mm	Superimposed load in kg	Load capacity in kg	Weight in kg paint. / galv.
BBG 100	1,00	1500 x 1095 x 800	4500	1500	100 / 108
BBK 100	1,00	1490 x 1110 x 800	4500	1500	110 / 118
BBP 100	1,00	1575 x 1095 x 800	4500	1500	90 / 97

Finish:

RAL 2000

RAL 3000

RAL 5012

RAL 6011

RAL 7005

hot-dip galvanized

TILTING TRAVERSE FOR CONTAINERS FOR BUILDING MATERIALS TYPE BBT

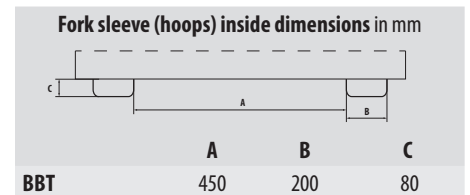


Traverse for emptying Containers for Building Materials fitted with cones

- can be emptied at any height by cable operated from the driver's seat
- suitable for pick-up by a forklift or crane
- can be secured to prevent slipping and unintentional emptying

BBT with BBP

	Dimensions (l x w x h) in mm	Load capacity in kg	Weight in kg paint. / galv.
BBT	1350 x 1215 x 1080	2000	107 / 116



MATERIAL CONTAINERS TYPE BBM



For the storage of small parts

- sturdy construction made of smooth steel sheet
- can be stacked (3 high)



	Volume approx. (m ³)	Dimensions (l x w x h) in mm	Height dumping edge in mm	Can be stacked	Load capacity in kg	Weight in kg paint. / galv.
BBM 500	0,50	1070 x 890 x 760	455	3 high	1000	57 / 61

Finish:	RAL 2000	RAL 3000	RAL 5012	RAL 6011	RAL 7005	hot-dip galvanized
----------------	-----------------	-----------------	-----------------	-----------------	-----------------	---------------------------

SILO CONTAINERS TYPE SR / SG / SRE



SR



SG

Controlled discharge of bulk solids

- special manually operated scissor lock 300 x 300 mm (SR / SG / SRE)
- frame made of steel tubing
- hopper made of steel plate with all-round edging

Types available

SR

- 2 swivel + 2 fixed polyamide castors Ø 180 mm, 1 swivel castor with brake
- construction height 225 mm

SG

- fork sleeves
- stacking corners

SRE

- 2 swivel + 2 fixed polyamide castors Ø 180 mm, 1 swivel castor with brake
- construction height 225 mm
- fork sleeves

SR-D, SG-D, SRE-D

- design as above but with a sliding gate and a special seal on the hopper floor, for manual use, opening 300x300 mm, primarily for fine-grained bulk materials



SRE



Special manually operated scissor lock (SR, SG, SRE)



Sliding gate with a special seal on the hopper floor (SR-D, SG-D, SRE-D)

Accessories

- galvanized lid, removable
- crane eyes

Individual constructions on request

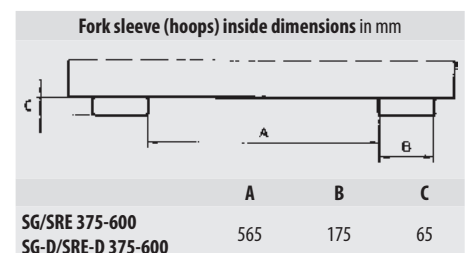


SRE-D with lid



SR-D with crane eyes

	Volume (approx.) in l	Dimensions (l x w x h) in mm	Weight in kg	
			paint	galvanized
SR / SR-D 375	375	1115 x 780 x 1230	92 / 109	99 / 119
SRE / SRE-D 375	375	1115 x 780 x 1300	102 / 123	110 / 135
SG / SG-D 375	375	1090 x 860 x 1170	102 / 116	110 / 127
SR / SR-D 600	600	1115 x 780 x 1610	116 / 135	125 / 148
SRE / SRE-D 600	600	1115 x 780 x 1680	128 / 151	138 / 165
SG / SG-D 600	600	1090 x 860 x 1550	128 / 143	137 / 157



SILO CONTAINERS TYPE SGK / SGS



SGK



SGS



SGS

For collecting bulk solids, emptied at the front

- hopper made of steel sheet with reinforced edging
- angle of inclination (floor) 30°
- base frame with fork sleeves
- can be secured to prevent slipping
- suitable for pick-up by a forklift or crane
- suitable for pallet trucks
- can be stacked (3 high, both types together)

Types available

SGK

- with front flap operated by pull cable from the driver's seat
- opening (w x h) 1050 x 650 mm

SGS

- with a sliding gate at the front, can be locked in position, manually operated
- opening (w x h) 250 x 250 mm

Individual constructions on request

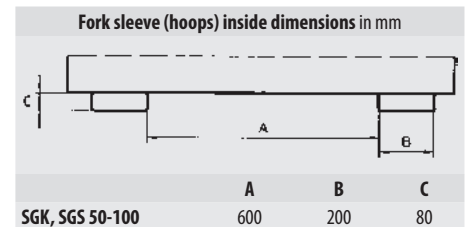


SGK



SGK stacked

	Volume (approx.) in m ³	Dimensions (l x w x h) in mm	Load capacity in kg	Weight in kg paint. / galv.
SGK 50	0,50	1000 x 1200 x 935	750	109 / 118
SGK 75	0,75	1000 x 1200 x 1170	1000	128 / 138
SGK 100	1,00	1000 x 1200 x 1405	1500	147 / 159
SGS 50	0,50	1000 x 1200 x 1025	750	92 / 101
SGS 75	0,75	1000 x 1200 x 1260	1000	111 / 124
SGS 100	1,00	1000 x 1200 x 1495	1500	130 / 143



Finish:

RAL 2000

RAL 3000

RAL 5012

RAL 6011

RAL 7005

hot-dip galvanized

TRAVERSES FOR BIG BAGS TYPE TBB / TBB-E / TBB-W



TBB

The simple and safe way to transport filled big bags using a forklift or crane

TBB

- sturdy steel tube construction
- pick-up for cranes
- pick-up for the bag's lifting loops

TBB-E

- sturdy steel construction
- suitable for forklifts
- full-length fork sleeves
- can be secured to prevent slipping from the forks
- with bag stops to prevent the loops from slipping



TBB-E

TBB-W

- sturdy steel construction
- suitable for forklifts
- full-length fork sleeves
- 4 swivel hooks for the bag's lifting loops
- can be secured to prevent slipping from the forks




TBB-W

Individual constructions on request

	Dimensions (l x w x h) in mm	Load capacity in kg	Weight in kg
TBB	1100 x 1100 x 215	2000	38
TBB-E	650 x 610 x 145	1000	40
TBB-W	900 x 945 x 365	1250	46

Fork sleeve inside dimensions in mm			
	A	B	C
TBB-E	70	200	80
TBB-W	670	130	60



Finish:	RAL 2000	RAL 3000	RAL 5012	RAL 6011	RAL 7005
---------	----------	----------	----------	----------	----------

FILLING HOPPERS TYPE SBT / BTS / BTM

The simple and safe way to discharge bulk solids in BIG-BAGS and containers

SBT

- hopper made of steel sheet with all-round reinforced edging
- sturdy frame with full-length fork sleeves
- can be secured to prevent slipping
- with support legs
- with 4 hooks under the fork sleeves

BTS

- similar to the SBT but with supporting stand
- prepared for anchoring to the ground
- ground leeway 1190 mm

BTM

- similar to the BTS but mobile

Individual constructions on request



SBT



BTS



BTM



BTM with fixture for Traverse TBB-W (individual construction)

	Dimensions (l x w x h) in mm	Hopper opening (top) in mm	Hopper opening (bottom) in mm	Weight in kg
SBT	1320 x 1710 x 990	1200 x 1600	800 x 600	221
BTS	980 x 1980 x 2050	850 x 1875	500 x 700	312
BTM	1700 x 1980 x 2050	850 x 1875	500 x 700	342

Fork sleeve inside dimensions in mm			
	A	B	C
SBT	720	200	80
BTS / BTM	930	200	80

Finish:	RAL 2000	RAL 3000	RAL 5012	RAL 6011	RAL 7005
---------	----------	----------	----------	----------	----------

PLATFORMS FOR OFF-CUTS TYPE RGP

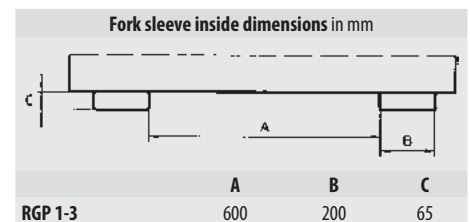


	Dimensions (l x w x h) in mm	Load capacity in kg	Weight in kg paint. / galv.
RGP-1	1540 x 2500 x 375	2000	378 / 408
RGP-2	1790 x 3000 x 375	2000	448 / 482
RGP-3	1790 x 4000 x 375	2000	545 / 605

Platform used to collect and tip out materials such as off-cut grid, chip board, sheet metal

- sturdy platform with fork sleeves
- can be emptied at any height by cable operated from the driver's seat
- can be secured to prevent slipping and unintentional emptying

Individual constructions on request



CONTAINERS FOR LONG MATERIALS TYPE LGK



	Dimensions (l x w x h) in mm	Load capacity in kg	Weight in kg paint. / galv.
LGK	1440 x 1500 x 780	1000	165 / 178

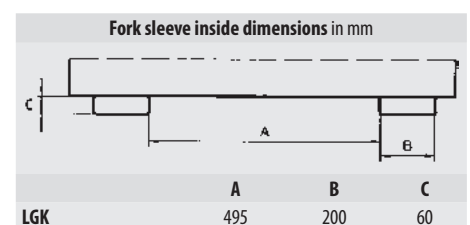
Container used to collect and tip out materials such as strips of wood, planks, plastic profiles, metal rods

- can be emptied at any height by cable operated from the driver's seat
- floor, rear wall and inclined wall reinforced (u-profiles)
- no side walls
- can be secured to prevent slipping and unintentional emptying

Accessories

- 2 swivel + 2 fixed polyamide castors Ø 180 mm, one swivel castor with brake
- construction height 225 mm

Individual constructions on request



LONG MATERIALS SIDECARS TYPE LSW



Sidecar with fold-out fork pockets for transporting long material

- sturdy steel construction
- fold-out fork pockets
- four plug-in stakes
- pick up to the side of the forklift
- set of 4 polyamide swivel castors, Ø 180 mm, 2 of them with a brake

Fork sleeve (hoops) inside dimensions in mm		
	B	C
LSW 1,3-2,5	200	80

	Dimensions (l x w x h) in mm fork pockets upright	Dimensions (l x w x h) in mm fork pockets folded out	Load capacity in kg	Weight in kg paint. / galv.
LSW 1,3	2070 x 1090 x 730	2070 x 1300 x 730	1350	82 / 88
LSW 2,5	2070 x 1090 x 730	2070 x 1300 x 730	2550	82 / 88

LONG MATERIALS CARRIERS TYPE LGT



Ideal for transporting otherwise unsteady or long loads such as plastic pipes or long material

- sturdy steel construction
- forks quickly and easily inserted
- secured with a bolt to prevent accidental slipping

Individual constructions on request



Fork sleeve inside dimensions in mm			
	A	B	C
LGT 1,5	495	160	60
LGT 2,5	630	160	60
LGT 3,5	920	200	80
LGT 4,5	920	200	80

	Dimensions (l x w x h) in mm	Useable length in mm	Load capacity in kg	Weight in kg paint. / galv.
LGT 1,5	1390 x 2000 x 280	1200	1500	207 / 223
LGT 2,5	1390 x 3000 x 280	1200	2500	243 / 262
LGT 3,5	1410 x 4000 x 300	1200	3500	315 / 339
LGT 4,5	1410 x 5000 x 300	1200	4500	350 / 377

Finish:	RAL 2000	RAL 3000	RAL 5012	RAL 6011	RAL 7005	hot-dip galvanized
---------	----------	----------	----------	----------	----------	--------------------

LONG LOAD HANDLER TYPE LSL



Pick-up position for transport, for example through gates or passages

Load from 2 sides; makes light work of handling long loads - easy to load and unload

- sturdy steel construction
- pick-up from 2 sides
- forks easily inserted
- can be secured to prevent slipping from forks
- 2 lashing straps to secure the load



Securely held . . .




...by lashing straps



Picking up long material



Position: load at the front for loading and unloading



You can't pass through a gate with long material unless you have an LSL!



Use the LSL for long material and easily pass through gates or navigate narrow aisles

	Dimensions (l x w x h) in mm	Load capacity in kg	Weight in kg paint. / galv.
LSL	1465 x 1100 x 145	750	104/112

Fork sleeve inside dimensions in mm			
	A	B	C
LSL	495	150	60

Finish:	RAL 2000	RAL 3000	RAL 5012	RAL 6011	RAL 7005	hot-dip galvanized
----------------	-----------------	-----------------	-----------------	-----------------	-----------------	---------------------------

FORKLIFT TENDER SYSTEM TYPE STS



STS with anti-slip "Betosieb" boards

Optimises material handling with a forklift. Routes can be better organised, more efficient use, i.e. higher load capacity per route

- sturdy frame made of steel tubing
- loading surface: either wooden or "Betosieb" boards
- slewing ring with fork sleeves and anti-slip feature
- 2 supporting feet
- 2 heavy duty wheels Ø 300 x 100 mm

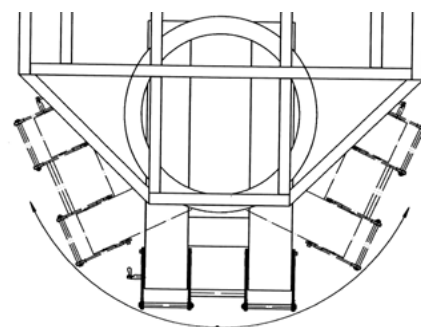
Individual constructions on request



Transporting long materials; tight turning circle (direct pick-up)



STS with stakes



Slewing ring with fork sleeves



Used to transport extremely heavy and bulky components; 12 m long, load capacity 20 t

Fork sleeve inside dimensions in mm			
c	[Diagram showing dimensions A, B, and C]		
	A	B	C
STS 2,5-5,0	310	200	124

	Dimensions (l x w x h) in mm	Loading surface (l x w) in mm	Load capacity in kg	Weight in kg painted
STS 2,5	3625x 2000 x 365	2500 x 2000	5000	570
STS 5,0	6125 x 2000 x 365	5000 x 2000	5000	875

Finish:	RAL 2000	RAL 3000	RAL 5012	RAL 6011	RAL 7005
----------------	-----------------	-----------------	-----------------	-----------------	-----------------

FORK EXTENSIONS TYPE GO / GG



GO



GG

Occasionally, loads which are actually longer than the forks of the forklift truck have to be lifted or transported from A to B. That's when it is essential to have fork extensions at the ready.

- sturdy steel construction
- insert tines (forks) - easily done, immediately ready to use
- secured by bolt
- tapered fork tips

Types available

GO

- open construction
- open at the bottom

GG

- closed construction
- closed at the bottom

Open construction GO

Length		1600 mm	1800 mm	2000 mm	
For fork cross section (w x h) in mm	Outside dimensions (w x h) in mm	Item No.	Item No.	Item No.	Weight in kg
80 x 40	106 x 48	4475-10-4000	4475-11-4000	4475-12-4000	37 / 41 / 45
100 x 40	128 x 48	4475-13-4000	4475-14-4000	4475-15-4000	41 / 46 / 51
100 x 45	128 x 53	4475-13-4500	4475-14-4500	4475-15-4500	43 / 48 / 53
100 x 50	128 x 58	4475-13-5000	4475-14-5000	4475-15-5000	45 / 50 / 56
120 x 40	148 x 48	4475-16-4000	4475-17-4000	4475-18-4000	45 / 51 / 56
120 x 50	148 x 58	4475-16-5000	4475-17-5000	4475-18-5000	49 / 55 / 61
125 x 45	153 x 53	4475-19-4500	4475-20-4500	4475-21-4500	48 / 54 / 60
125 x 50	153 x 58	4475-19-5000	4475-20-5000	4475-21-5000	50 / 56 / 62
150 x 50	181 x 58	4475-22-5000	4475-23-5000	4475-24-5000	56 / 63 / 70
150 x 70	181 x 78	4475-22-7000	4475-23-7000	4475-24-7000	64 / 72 / 80

Other dimensions available on request!

Closed construction GG

Length		1600 mm	1800 mm	2000 mm	
For fork cross section (w x h) in mm	Outside dimensions (w x h) in mm	Item No.	Item No.	Item No.	Weight in kg
80 x 40	106 x 66	4475-40-4000	4475-41-4000	4475-42-4000	58 / 65 / 73
100 x 40	128 x 66	4475-43-4000	4475-44-4000	4475-45-4000	65 / 74 / 82
100 x 45	128 x 71	4475-43-4500	4475-44-4500	4475-45-4500	67 / 78 / 85
100 x 50	128 x 76	4475-43-5000	4475-44-5000	4475-45-5000	69 / 78 / 87
120 x 40	148 x 66	4475-46-4000	4475-47-4000	4475-48-4000	73 / 88 / 93
120 x 50	148 x 76	4475-46-5000	4475-47-5000	4475-48-5000	78 / 88 / 98
125 x 45	153 x 71	4475-49-4500	4475-50-4500	4475-51-4500	78 / 88 / 98
125 x 50	153 x 76	4475-49-5000	4475-50-5000	4475-51-5000	80 / 90 / 100
150 x 50	181 x 76	4475-52-5000	4475-53-5000	4475-54-5000	90 / 102 / 122
150 x 70	181 x 96	4475-52-7000	4475-53-7000	4475-54-7000	98 / 111 / 124

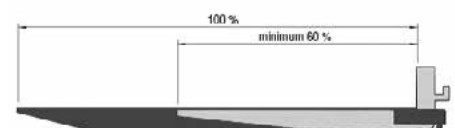
Other dimensions available on request!



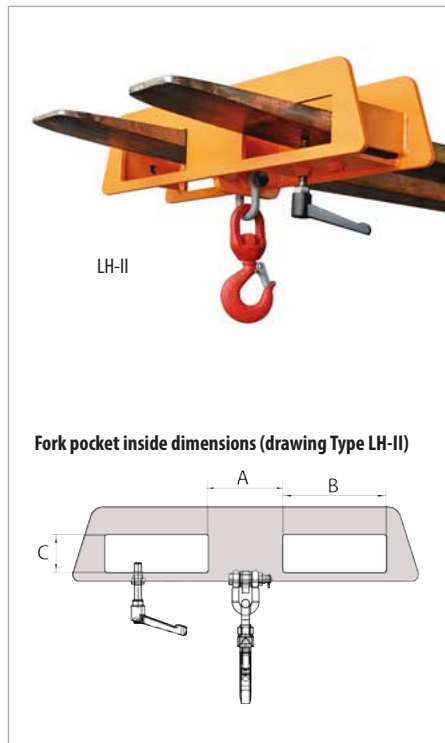
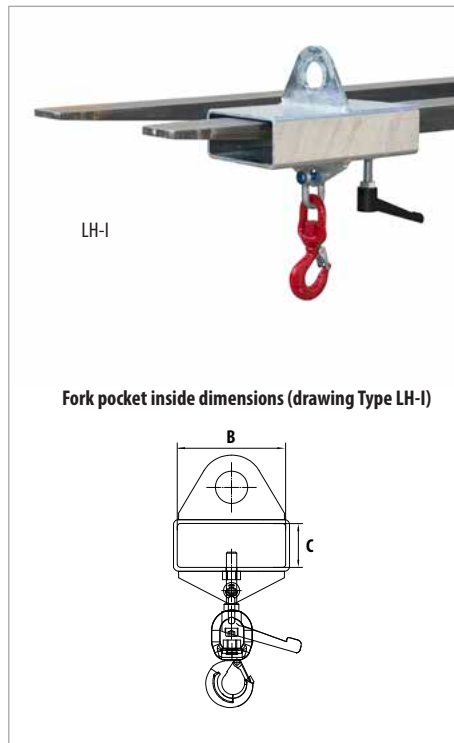
Secured by bolt

Please note!

The length of the existing forks must be at least 60 % of the total required length!



CRANE HOOKS TYPE LH



Pick up and transport heavy loads safely

Types available

LH-I

- picked up on 1 fork or by crane
- can be secured to prevent slipping
- with swivel hook
- various load capacities


LH-II

- picked up on 2 forks (also suitable for straddle stackers)
- clamping lever to prevent slippage; can be fixed in 3 different positions, suitable for various fork widths
- with swivel hook
- various load capacities

Finish: RAL 2000 hot-dip galvanized

	Load capacity in kg	Dimensions (l x w x h) in mm	Weight in kg paint. / galv.	Fork sleeve inside dimensions in mm		
				A	B	C
LH-I 1,0	1000	300 x 180 x 395	9 / 10	-	168	68
LH-I 1,5	1500	300 x 180 x 420	9 / 10	-	168	68
LH-I 2,0	2000	300 x 180 x 420	10 / 11	-	168	68
LH-I 2,5	2500	300 x 180 x 455	10 / 11	-	168	68
LH-I 3,0	3000	300 x 180 x 465	11 / 12	-	168	68
LH-II 1,5	1500	170 x 750 x 385	21 / 23	160	220	80
LH-II 2,5	2500	170 x 750 x 425	22 / 24	160	220	80
LH-II 5,0	5000	180 x 750 x 490	31 / 34	160	220	80
LH-II 7,5	7500	180 x 750 x 555	35 / 38	160	220	80

MINI LIFTING BEAMS TYPE TM



Combination of 3 Traverses

Designed to move loads, workpieces or machine parts by crane – fast, no load sway. Non-fixed load lifting attachment, DIN EN 13155 compliant.

- lifting beam with crane lifting eye
- 2 rotating swivel hooks
- adjustment holes; variable hook position
- support legs in compliance with the German Use of Work Equipment Directive (“DGUV”) 100-500, Chapter 2.8

Finish: hot-dip galvanized



	Spacing between hooks min.-max. in mm	Load capacity in kg	Dimensions (l x w x h) in mm	Weight in kg
TM 200- 500	200 - 500	500	550 x 100 x 305	6
TM 400- 800	400 - 800	500	850 x 100 x 305	8
TM 800-1200	800 - 1200	800	1250 x 160 x 340	17

EXTENSIBLE CRANE ARMS TYPE KT / KTH



KT

A crane arm increases the reach of the forklift truck

- steel construction
- secured by chain to prevent slipping

Extensible constructions

- extension arm is positioned inside the shell and can be extended in 8 steps to reach full length; locked in position using the pin provided
- 14 possible positions; 2 swivel hooks

KT

- rigid construction

KTH

- variable working height, can be fixed in each of the positions using the pin provided
- a choice of 3 angles: 15°, 30° or 45°

Fixed-length constructions

- 5 possible positions; 1 swivel hook

KT-K

- rigid construction

KTH-K

- variable working height, can be fixed in each of the positions using the pin provided
- a choice of 3 angles: 15°, 30° or 45°

Accessories

- hydraulic extension function (max. 1000 mm, for KT and KTH)



Hydraulic extension function (KTH) (accessories)

KTH extended and at an elevated working height

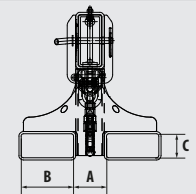


KT-K



KTH-K at an elevated working height

Fork sleeve inside dimensions in mm



	A	B	C
KT 2,5 / KT-K 2,5	106	184	84
KT 5,0 / KT-K 5,0	116	184	84
KTH 2,5 / KTH-K 2,5	156	184	84
KTH 5,0 / KTH-K 5,0	166	184	84

	Position	1	2	3	4	5	6	7	8	9	10	11	12	13	14	Dimensions	Weight in kg
	Distance in mm	710	1000	1290	1590	1870	2055	2255	2455	2655	2855	3055	3255	3455	3655	(l x w x h) in mm	paint./galv.
KT-K 2,5	max. load in kg	2500	2500	2500	1800	1400	-	-	-	-	-	-	-	-	-	2000 x 490 x 480	135 / 145
KT 2,5	max. load in kg	2500	2500	2500	1800	1400	1200	1050	950	850	770	700	650	600	560	2160 x 490 x 480	175 / 188
KT-K 5,0	max. load in kg	5000	3550	2750	2250	1950	-	-	-	-	-	-	-	-	-	2000 x 500 x 520	160 / 172
KT 5,0	max. load in kg	5000	3550	2750	2250	1950	1700	1550	1400	1300	1200	1150	1050	1000	950	2160 x 500 x 520	210 / 226
	Distance in mm	695	990	1285	1580	1825	2090	2290	2490	2690	2890	3090	3290	3490	3690		
KTH-K 2,5	max. load in kg	2500	2500	2500	1800	1400	-	-	-	-	-	-	-	-	-	2050 x 540 x 560	160 / 172
KTH 2,5	max. load in kg	2500	2500	2500	1800	1400	1200	1050	950	850	770	700	650	600	560	2200 x 540 x 560	203 / 218
KTH-K 5,0	max. load in kg	5000	3550	2750	2250	1950	-	-	-	-	-	-	-	-	-	2050 x 550 x 600	184 / 198
KTH 5,0	max. load in kg	5000	3550	2750	2250	1950	1700	1550	1400	1300	1200	1150	1050	1000	950	2200 x 550 x 600	235 / 253

Remember to check the load capacity of the forklift truck in question!

Finish:

RAL 2000

RAL 3000


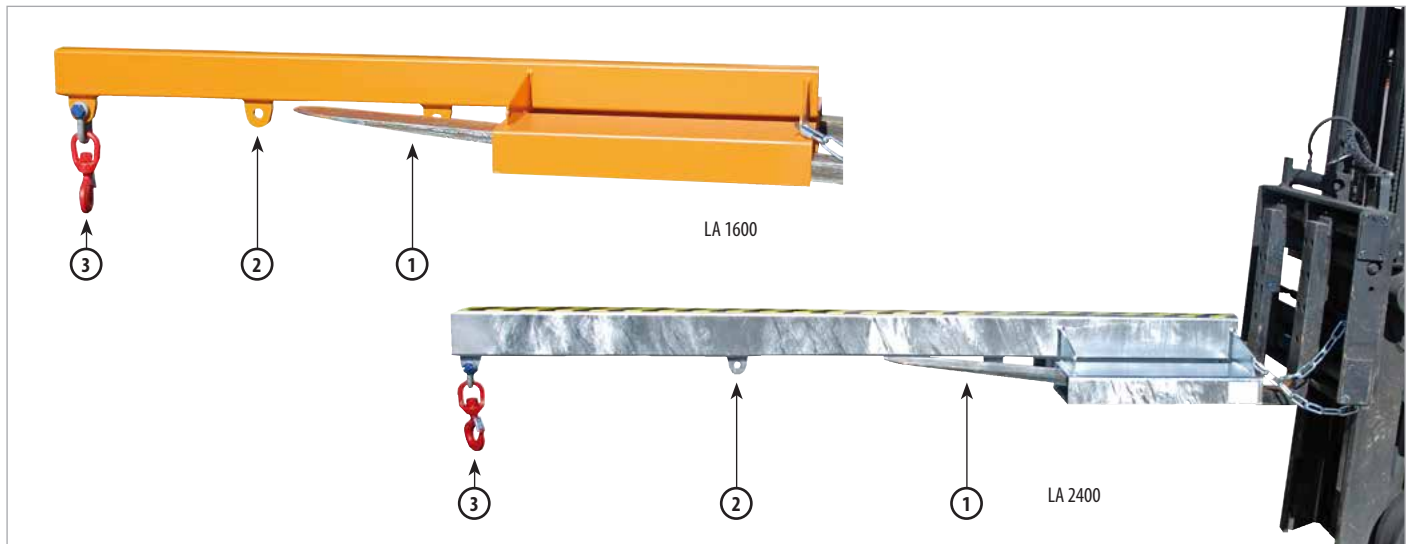
RAL 5012

RAL 6011

RAL 7005

hot-dip galvanized

LOADING ARMS TYPE LA / LAT



A loading arm increases the reach of the forklift truck

- steel construction
- fork sleeves for pick-up by a forklift
- also suitable for straddle stackers
- secured by chain to prevent slipping
- 1 swivel hook

Types available

LA 1600/2400

- rigid construction

LA 25

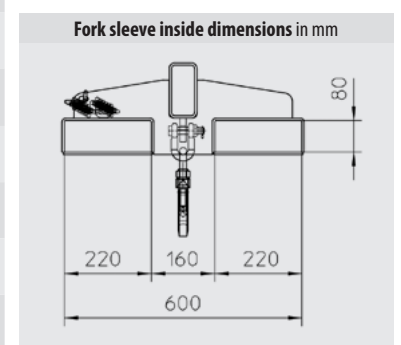
- rigid construction
- inclination 25°
- with support legs, 100 mm ground leeway

LAT 25

- inclination 25°
- extensible, can be fixed in each position using the pin provided
- with support legs, 100 mm ground leeway

	Basic length in mm	Position	①	②	③	④	⑤	⑥	⑦	Weight in kg paint./galv.
LA 1600-1,0	1600	distance in mm	780	1165	1550					46 / 50
		max. load in kg	1000	350	200					
LA 2400-1,0	2400	distance in mm	780	1565	2350					53 / 57
		max. load in kg	1000	200	100					
LA 1600-2,5	1600	distance in mm	780	1165	1550					79 / 85
		max. load in kg	2500	850	500					
LA 2400-2,5	2400	distance in mm	780	1565	2350					94 / 101
		max. load in kg	2500	500	250					
LA 1600-5,0	1600	distance in mm	780	1165	1550					112 / 120
		max. load in kg	5000	1700	1000					
LA 2400-5,0	2400	distance in mm	780	1565	2350					132 / 142
		max. load in kg	5000	1000	500					
LA 25-1,0	1600	distance in mm	875	1600						51 / 54
		max. load in kg	1000	300						
LAT 25-1,0	1600	distance in mm	875	1600	1780	1960	2140	2320	2500	62 / 67
		max. load in kg	1000	300	225	200	175	150	125	

Remember to check the load capacity of the forklift truck in question!



Finish:

RAL 2000

RAL 3000

RAL 5012

RAL 6011

RAL 7005

hot-dip galvanized

FORKLIFT SAFETY CAGES TYPE SIKO



SIKO

	Dimensions (l x w x h) in mm	Floor area in mm	Total permitted weight in kg	Weight in kg	Fork sleeve inside dimensions in mm		
					A	B	C
SIKO	1040 x 1200 x 1990	800 x 1200	300	91	600	200	80
SIKO/L	1295 x 800 x 1985	1200 x 800	300	98	160	200	80

Forklift Safety Cages ensure safety for repairs and maintenance work



- sturdy construction made of steel tubing
- non-slip working platform
- number of persons permitted: 2
- galvanized tool deposit
- with automatic door latch
- PPE anchor points (personal protective equipment)
- full-length fork sleeves with safety mechanism to prevent slipping
- plate to guard against incorrect pick-up; ensures the forks are driven into the fork sleeves
- "DGUV" compliant (German Use of Work Equipment Directive) and approved by the German

Types available

SIKO

- picked up broadside by a forklift truck

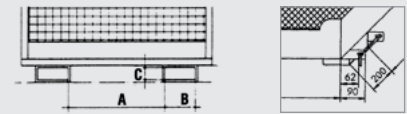
SIKO/L

- picked up lengthwise by a forklift truck (narrow base)

Accessories

- 2 swivel + 2 fixed polyamide castors Ø 180 mm, one swivel castor with brake
- construction height 225 mm

Fork sleeve inside dimensions in mm



FORKLIFT SAFETY CAGES TYPE SIKO-M




	Dimensions (l x w x h) in mm	Floor area in mm	Total permitted weight in kg	Weight in kg	Fork sleeve inside dimensions in mm		
					A	B	C
SIKO-M	1040 x 835 x 2000	740 x 740	240	61	280	200	80

The economic alternative

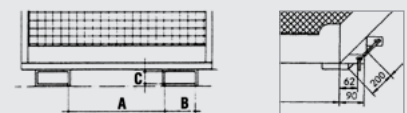


- sturdy construction made of steel tubing
- non-slip working platform
- number of persons permitted: 2
- fork sleeves with safety mechanism to prevent slipping
- PPE anchor points (personal protective equipment)
- galvanized tool deposit
- "DGUV" compliant (German Use of Work Equipment Directive) and approved by the German Association for Technical Inspection "TÜV")



Secured by bolt to prevent slipping

Fork sleeve inside dimensions in mm



Finish:

RAL 2000

FORKLIFT SAFETY CAGES TYPE SIKO-G



Access Safety Platforms ensure safety for repairs and maintenance work

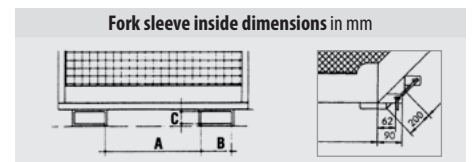
- sturdy construction made of steel tubing
- non-slip working platform
- number of persons permitted: 2
- PPE anchor points (personal protective equipment)
- enter via self-closing (gravity) safety bar
- fork sleeves with safety mechanism to prevent slipping
- galvanized tool deposit
- "DGUV" compliant (German Use of Work Equipment Directive) and approved by the German Association for Technical Inspection "TÜV")



Enter via self-closing safety bar



	Dimensions (l x w x h) in mm	Floor area in mm	Total permitted weight in kg	Weight in kg	Fork sleeve inside dimensions in mm		
					A	B	C
SIKO-G	1040 x 1230 x 2000	740 x 1140	300	78	600	200	80



Finish: **RAL 2000**

ACCESS SAFETY PLATFORMS TYPE MB-D



MB-D



MB-D/L

	Dimensions	Floor area	Total permitted	Weight in kg	Fork sleeve inside dimensions in mm		
	(l x w x h) in mm	in mm	weight in kg	paint. / galv.	A	B	C
MB-D	1040 x 1210 x 1990	800 x 1200	300	103 / 111	600	200	80
MB-D/L	1290 x 805 x 1990	1200 x 800	300	106 / 114	160	200	80

Access Safety Platforms ensure safety for repairs and maintenance work



- sturdy construction made of square tube
- number of persons permitted: 2
- with automatic door latch
- fork sleeves with safety mechanism to prevent slipping
- galvanized tool deposit
- PPE anchor points (personal protective equipment)
- "DGUV" compliant (German Use of Work Equipment Directive) and approved by the German Association for Technical Inspection "TÜV")

Types available

MB-D

- picked up broadside by a forklift truck

MB-D/L

- picked up lengthwise by a forklift truck (narrow base)

Accessories

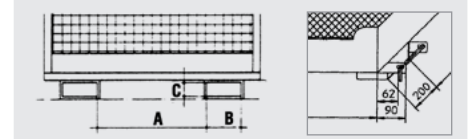
- 2 swivel + 2 fixed polyamide castors Ø 180 mm, one swivel castor with brake
- construction height 225 mm

Valid for all types on this page:



PPE anchor point (personal protective equipment)

Fork sleeve inside dimensions in mm



ACCESS SAFETY PLATFORMS TYPE MB-ST



MB-ST



MB-ST/T

	Dimensions	Floor area	Total permitted	Weight in kg	Fork sleeve inside dimensions in mm		
	(l x w x h) in mm	in mm	weight in kg	paint. / galv.	A	B	C
MB-ST	1040 x 1335 x 1990	800 x 1200	300	120 / 129	600	200	80
MB-ST-L	1300 x 930 x 1990	1200 x 800	300	125 / 135	160	200	80
MB-ST/T	1050 x 1415 x 1990	800 x 1200	300	137 / 148	600	200	80
MB-ST/T-L	960 x 1375 x 1990	1200 x 800	300	139 / 150	160	200	80

For work at height such as storage and retrieval operations or stocktaking

- number of persons permitted: 1
- fork sleeves with safety mechanism to prevent slipping
- galvanized tool deposit
- PPE anchor points (personal protective equipment)

Types available

MB-ST

- two-hand control switch, flash light, cable retractor with 8 m cable, plug, socket and spare plug
- picked up broadside by a forklift truck

MB-ST-L

- like the MB-ST, but picked up lengthwise (narrow base)

MB-ST/T

- similar to type MB-ST, but with circuit breaker for the door
- all-round safety mesh

MB-ST/T-L

- like the MB-ST/T but picked up lengthwise (narrow base)

Finish:

RAL 2000

ACCESS SAFETY PLATFORMS TYPE MB-II



MB-II pick-up lengthwise

MB-II pick-up broadside

Can be picked up by a forklift either broadside or lengthwise (narrow base); "stop" plates block the fork pockets not in use.

- sturdy construction made of square tube
- picked up broadside or lengthwise (narrow base)
- non-slip floor plate
- number of persons permitted: 2
- PPE anchor points (personal protective equipment)
- with automatic door latch
- fork sleeves with safety mechanism to prevent slipping
- two folding mesh back screens
- "stop" plates block the fork pockets not in use
- galvanized tool deposit
- "DGUV" compliant (German Use of Work Equipment Directive) and approved by the German Association for Technical Inspection "TÜV")



Accessories


- 2 swivel + 2 fixed polyamide castors Ø 180 mm, one swivel castor with brake
- construction height 225 mm



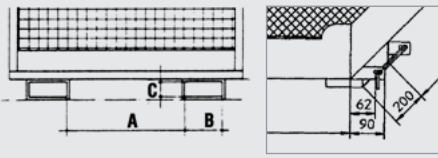
Safety chain to secure folding mesh back screens
Short instruction



Folding mesh back screens help save storage space



Fork sleeve inside dimension in mm



	Dimensions (l x w x h) in mm	Floor area in mm	Total permitted weight in kg	Weight in kg paint./galv.	Fork sleeve inside dimensions in mm		
					A	B	C
MB-II	1040 x 1305 x 2355	800 x 1200	300	139 / 150	600 190	200 200	80 80

Finish: **RAL 2000** hot-dip galvanized

ACCESS SAFETY PLATFORMS TYPE MB-F / MB-K IV



MB-F

Access Safety Platforms ensure safety for repairs and maintenance work



- number of persons permitted: 2
- with automatic door latch
- fork sleeves with safety mechanism to prevent slipping
- "DGUV" compliant (German Use of Work Equipment Directive) and approved by the German Association for Technical Inspection "TÜV"
- PPE anchor points (personal protective equipment)

Types available

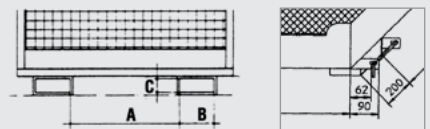
MB-F

- folding construction
- in just a few steps the platform is ready for use
- galvanized tool deposit
- picked up broadside by a forklift truck

Accessories

- 2 swivel + 2 fixed polyamide castors Ø 180 mm, one swivel castor with brake
- construction height 225 mm

Fork sleeve inside dimensions in mm



MB-K-IV

MB-K-IV

- pick up by crane
- according to DIN EN 14502-1
- load capacity 300 kg
- support legs, 135 mm ground leeway
- galvanized roof
- galvanized tool deposit inside
- standard includes a 4-leg chain

	Dimensions (l x w x h) in mm	Floor area in mm	Total permitted weight in kg	Weight in kg paint. / galv.	Fork sleeve inside dimensions in mm		
					A	B	C
MB-F	1275 x 1210 x 1995	1000 x 1200	300	122 / 131	600	200	80
MB-K-IV	815 x 1200 x 2305	800 x 1200	470	170 / 183	-	-	-

Finish:

RAL 2000

ACCESS SAFETY PLATFORMS TYPE MB-A / MB-B



MB-A



MB-A/D/L



MB-B

	Dimensions	Floor area	Total permitted	Weight	Fork sleeve inside dimensions in mm		
	(l x w x h) in mm	in mm	weight in kg	paint. / galv. in kg	A	B	C
MB-A	1050 x 1215 x 2090	800 x 1200	300	135 / 145	600	200	80
MB-A/L	1300 x 825 x 2090	1200 x 800	300	132 / 142	160	200	80
MB-A/D	1050 x 1215 x 2105	800 x 1200	300	157 / 167	600	200	80
MB-A/D/L	1300 x 825 x 2105	1200 x 800	300	157 / 167	160	200	80
MB-B	1045 x 1210 x 1990	800 x 1200	300	120 / 129	600	200	80
MB-B/L	1290 x 805 x 1990	1200 x 800	300	120 / 129	160	200	80

Finish:

RAL 2000

Access Safety Platforms ensure safety for repairs and maintenance work

- number of persons permitted: 2
- fork sleeves with safety mechanism to prevent slipping
- galvanized tool deposit
- with automatic door latch

Types available

MB-A

- certified by "TÜV" Austria
- picked up broadside
- PPE anchor points for protective equipment according to the current Austrian "ÖNORM" standard



- MB-A/L: picked up lengthwise by a forklift truck (narrow base)
- MB-A/D: with roof, picked up broadside by a forklift truck
- MB-A/D/L: with roof, picked up lengthwise by a forklift truck (narrow base)

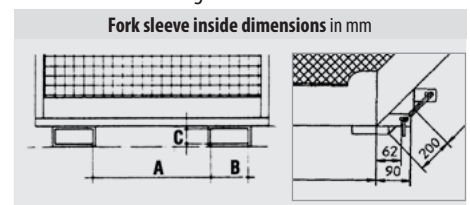
MB-B

Access Safety Platforms ensure safety for repairs and maintenance work

- sturdy construction made of square tube
- number of persons permitted: 2
- with automatic door latch
- fork sleeves with safety mechanism to prevent slipping
- handrail
- galvanized tool deposit
- picked up broadside by a forklift truck
- PPE anchor points (personal protective equipment)
- MB-B/L: picked up lengthwise by a forklift truck (narrow base)

Accessories

- 2 swivel + 2 fixed polyamide castors Ø 180 mm, one swivel castor with brake
- construction height 225 mm



SHOVELS TYPE BSE / BSM



BSE



BSM



BSE hydraulic construction (individual construction)

	Volume (approx.) in m ³	Dimensions (l x w x h) in mm	Trough inside dim. (l x w x h) in mm	Load capacity in kg	Weight in kg	
					BSE	BSM
BSE / BSM 50	0,50	1800 x 1170 x 500 (790)*	1000 x 1100 x 500	1000	198	180
BSE / BSM 75	0,75	1900 x 1270 x 550 (790)*	1200 x 1200 x 550	1500	228	210
BSE / BSM 100	1,00	2000 x 1670 x 650 (790)*	1300 x 1600 x 650	2000	320	312
BSE / BSM 150	1,50	2050 x 1870 x 600 (800)*	1500 x 1800 x 600	3000	374	368
BSE / BSM 200	2,00	2100 x 2070 x 650 (800)*	1600 x 2000 x 650	3000	425	413
BSE / BSM 250	2,50	2100 x 2570 x 650 (800)*	1600 x 2500 x 650	3000	484	472

*height of shovel (incl. release lever)

The original BAUER shovel for handling and transporting bulk materials

- simple pick-up: insert forks
- can be emptied at any height by cable operated from the driver's seat
- body with all-round reinforced edging
- special steel blade trim
- sturdy frame
- can be secured to prevent slipping

Types available

BSE

- mechanical

BSM

- mechanical, with trough opening for forks

Individual constructions on request

Fork sleeve inside dimensions in mm			
	A	B	C
BSE / BSM 50	480	170	75
BSE / BSM 75	580	170	75
BSE / BSM 100	680	170	75
BSE / BSM150-200	780	200	85
BSE / BSM 250	980	200	85
BSM / BSM50-250	Please indicate when ordering!		

SHOVELS TYPE BSI



	Volume (approx.) in m ³	Dimensions (l x w x h) in mm	Trough inside dim. (l x w x h) in mm	Load capacity in kg	Weight in kg
BSI 50	0,50	1810 x 1330 x 710*	1245 x 1250 x 310	750	183
BSI 75	0,75	1810 x 1330 x 710*	1245 x 1250 x 510	1000	210
BSI 100	1,00	1810 x 1330 x 810*	1245 x 1250 x 710	1500	226

*height of shovel (incl. release lever)

The economic alternative

- simple pick-up: insert forks
- can be emptied at any height by cable operated from the driver's seat
- body with all-round reinforced edging
- special steel blade trim
- sturdy frame
- can be secured to prevent slipping

Fork sleeve inside dimensions in mm			
	A	B	C
BSI 50-100	480	170	75

SHOVELS TYPE DGS



Hydraulic shovel with double joint and controlled movement

- sturdy frame and shovel with shield trim made of special steel
- optimised load centre
- controlled movement (forwards and backwards)
- emptied hydraulically (operated by the forklift hydraulic system)
- simple pick-up: insert forks
- can be secured to prevent slipping



	Volume (approx.) in m ³	Dimensions (l x w x h*) in mm	Load capacity in kg	Weight in kg
DGS 500	0,50	1610 x 1050 x 1370	1000	243
DGS 700	0,70	1610 x 1210 x 1370	1000	260
DGS 950	0,95	1610 x 1610 x 1370	1000	320
DGS 1200	1,20	1610 x 2010 x 1370	1500	360

*height of shovel (without hydraulic cylinder)

Fork sleeve inside dimensions in mm

	A	B	C
DGS 500	300	180	65
DGS 700	360	180	65
DGS 950, 1200	660	180	65

SHOVELS TYPE HVR



Hydraulic shovel with 2 cylinders for controlled emptying

- sturdy frame and shovel with steel trim made of special steel
- controlled movement (forwards and backwards)
- emptied hydraulically (operated by the forklift hydraulic system)
- simple pick-up: insert forks
- can be secured to prevent slipping



	Volume (approx.) in m ³	Dimensions (l x w x h) in mm	Load capacity in kg	Weight in kg
HVR 50	0,50	1645 x 1230 x 680	1600	275
HVR 75	0,75	1670 x 1630 x 685	1600	326
HVR 80 L	0,80	1705 x 1030 x 925	1600	310
HVR 100	1,00	1740 x 1830 x 775	2000	392
HVR 150	1,50	1905 x 2030 x 955	2500	474

Fork sleeve inside dimensions in mm

	A	B	C
HVR 50-80 L	420	160	65
HVR 100-150	580	195	75

Finish:

RAL 2000

RAL 3000

RAL 5012

RAL 6011

RAL 7005

GRITTERS TYPE SH



SH with tarpaulin

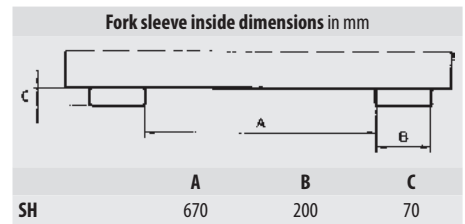
	Funnel volume approx. in l	Max. gritting range in m	Min. oil consumption in l/min	Max. output (l/min)	Load capacity in kg	Weight in kg
SH	265	9	15	80	500	115

Suitable for salt, sand and grit

- driven by the forklift hydraulic system
- variable gritting range; can be adjusted by varying height and angle of inclination of mast
- stirring mechanism
- protective grating
- fork sleeves for pick-up by a forklift truck
- finish painted **RAL 2000**

Accessories

- tarpaulin



SPREADERS TYPE STW



STW 100 with tarpaulin



STW 260

Suitable for salt and sand

- can be towed by a forklift truck or small traction engine etc.
- with solid rubber tyres (type STW 100) or with pneumatic tyres (type STW 260)
- wheel motion activates spread
- with lever to adjust spreading width and direction
- funnel painted **RAL 3000**

Accessories

- tarpaulin



Snowdozer SCH-G (see page 56) with an STW 100

	Funnel volume approx. in l	Finish funnel	Max. gritting range in m	Load capacity in kg	Weight in kg
STW 100	105	painted	6	135	30
STW 260	260	painted	12	340	84

BROOMS TYPE SKB



A quick and economical way to clear parking areas, drives, paths, storage and shop floor areas, yards etc.

- sturdy steel construction
- fork sleeves for pick-up by a forklift truck
- can be secured to prevent slipping
- suitable for pick-up by a forklift trucks, site dumpers and other vehicles equipped with forks
- durable brush elements, can be individually replaced
- finish painted **RAL 3000**

Types available

SKB

- adjustable: can be positioned to the right or to the left

SKB-O

- non-adjustable

Individual constructions on request

	Dimensions (l x w x h) in mm	Weight in kg
SKB 100	350 x 1000 x 410	45
SKB 150	350 x 1500 x 410	55
SKB 200	350 x 2000 x 410	65
SKB-O 100	305 x 1000 x 360	30
SKB-O 150	305 x 1500 x 360	40
SKB-O 200	305 x 2000 x 360	50

Fork sleeve inside dimensions in mm			
	A	B	C
Type			
SKB 100-200 / SKB-O 100-200	450	160	60

SNOW PLOUGHS TYPE SCH-P / SCH-U



This sturdy snow plough automatically compensates uneven surfaces

- pendulum suspension
- shock absorbers
- uneven surfaces are no problem
- easy on the mast
- variable ground leeway thanks to adjustable runners
- adjustable blade; 2 positions, to the right and to the left
- scraping edge screwed to the blade; quick change possible
- finish painted **RAL 2000**



Types available

SCH-P

- fork sleeves above blade

SCH-U

- fork sleeves close to the ground


- ...-S steel scraping edge
- ...-G rubber scraping edge
- ...-V polyurethane scraping edge

SCH-U-S

	Blade width in mm	Clearing width (adjustable) in mm	Blade height in mm	Weight in kg		
				Type ...-S	Type ...-G	Type ...-V
SKB-P 150 / SKB-U 150	1500	1500/1300/1100	620	195	200	197
SKB-P 180 / SKB-U 180	1800	1800/1600/1300	620	206	212	209
SKB-P 210 / SKB-U 210	2100	2100/1800/1500	620	228	235	231
SKB-P 240 / SKB-U 240	2400	2400/2100/1700	620	252	260	256

Fork sleeve inside dimensions in mm			
	A	B	C
Type			
SKB-P/-U 150-180	412	165	60
SKB-P/-U 210-240	412	215	75

SNOWDOZERS TYPE SCH



SCH-G

These sturdy snowdozers are available in 4 types

- fast pick-up: insert forks
- can be secured to prevent slipping
- adjustable blade; 2 positions, to the right or left
- scraping edge screwed to the blade; quick change possible

Types available

- SCH-G** rubber scraping edge
- SCH-S** steel scraping edge
- SCH-V** polyurethane scraping edge
- SCH-F** spring-loaded scraping edge

Accessories


- hydraulic blade adjuster



SCH-G positioned to the right



SCH-G positioned to the left




hydraulic blade adjuster

	Blade width in mm	Clearing width adjustable in mm	Blade height in mm	Weight painted in kg			
				SCH-S	SCH-G	SCH-V	SCH-F
SCH 150	1500	1500/1300/1100	580*/620/720**	170	172	170	203
SCH 180	1800	1800/1600/1300	580*/620/720**	182	183	182	222
SCH 210	2100	2100/1800/1500	580*/620/720**	232	233	232	278
SCH 240	2400	2400/2100/1700	580*/620/720**	246	247	246	299

* steel scraping edge ** spring-loaded scraping edge

Fork sleeve inside dimensions in mm			
	A	B	C
SCH 150-180	417	165	60
SCH 210-240	416	220	78



Finish:

RAL 2000

SNOWDOZER STYPE SCH-L



An economic alternative

- fast pick-up: insert forks
- can be secured to prevent slipping
- adjustable blade - to the right or to the left
- rubber scraping edge screwed to the blade; quick change possible



SCH-L positioned to the left



SCH-L positioned to the right



SCH-L 1800 painted



SCH-L 1500 galvanized

	Blade width in mm	Clearing width (adjustable) in mm	Blade height in mm	Weight in kg paint. / galv.
SCH-L 1500	1500	1500 / 1300	585	120 / 129
SCH-L 1800	1800	1800 / 1550	585	129 / 139

Fork sleeve inside dimensions in mm			
	A	B	C
	SCH-L 1500/1800	410	168

Finish:

RAL 2000

hot-dip galvanized


WHEELIE BIN TIPPERS TYPE MK




MK



MK



MK-H



MK-H

For emptying and cleaning 80/120 or 240 litre wheelie bins

- sturdy steel construction
- fork sleeves for pick-up by a forklift
- suitable for pick-up by forklifts, site dumpers and other vehicles with forks
- can be secured to prevent slipping and unintentional emptying
- self-locking hooks hold the wheelie bin securely in place during emptying

Types available

MK

- emptying by cable

MK-H

- emptying by hydraulic

	Max. no. of wheelie bins x litres	Dimensions (l x w x h) in mm	Load capacity in kg	Weight in kg painted
MK 120	1 x 80/120	1000 x 930 x 925	250	61
MK 240	1 x 240	1000 x 1020 x 1060	250	66
MK-H 120	1 x 80/120	1100 x 930 x 925	250	81
MK-H 240	1 x 240	1100 x 1020 x 1055	250	89

Fork sleeve inside dimensions in mm			
	A	B	C
MK 120 / MK-H 120	580	170	75
MK 240 / MK-H 240	670	170	75

WHEELIE BIN JACK TYPE MH



A safe and efficient way to transport wheelie bins

- sturdy frame with fork sleeves
- rubber guard(s) to prevent damage to wheelie bin(s)
- gripping mechanism screwed to frame
- available for 1, 2 or 3 wheelie bins
- can be secured to prevent slipping

Types available

MH-I - MH-III

- for wheelie bins manufactured to DIN EN 840-1, for plastic wheelie bins (80 - 360 litre) and 240 litre metal wheelie bins

MH-II

- for 1100 litres wheelie bins, pick-up comb

	Max. no. of 80-360 l wheelie bins	Max. no. of 1100 l wheelie bins	Dimensions (l x w x h) in mm	Load capacity in kg	Weight in kg painted
MH-I	1	-	1030 x 585 x 680	200	65
MH-II	2	1	1030 x 1070 x 680	400	71
MH-III	3	-	1030 x 1595 x 680	600	79

Fork sleeve inside dimensions in mm			
	A	B	C
MH-I - MH-III	230	170	75

Finish:

RAL 2000

RAL 3000

RAL 5012

RAL 6011

RAL 7005

KIPPOMAT TYPES KM / KG



KM



KM

TYPE KM

The KM is an indispensable aid for transporting, emptying and cleaning large volume wheelie bins (1100 litres with 4 wheels) and manufactured to DIN EN 840-3

- sturdy frame with fork sleeves and tipping mechanism
- can be secured to prevent slipping
- 2 bolts (for steel bins) 2 folding fixing arms (for plastic bins) secure the bins during emptying
- a steel cable holds the lid open
- emptied hydraulically, operated by the forklift hydraulic system; operating pressure: min. 130 bars
- controlled movement (forwards and backwards)
- stepless capacity regulation valve controls emptying speed
- fixture to hook up hydraulic hoses, steel cable and safety chain
- finish **hot-dip galvanized**

TYPE KG

For transporting, emptying and cleaning Euro pallet cages manufactured to DIN 15155

- similar to type KM, except that the pallet cage is securely locked in position by a clamping fixture
- finish **hot-dip galvanized**

Types available

KG-A

- emptied hydraulically (operated by the forklift hydraulic system)

KG-B

- emptied manually; fitted with an adjustable dumping brake

KG-C

- emptied manually

Easy to use with any forklift truck

- mechanical
- can be emptied at any height by cable operated from the driver's seat
- easily attached to the forklift; immediately ready for operation
- can be secured to prevent slipping

Accessories

- adjustable dumping brake

Manufactured to your container specification.



KG-A

	Dimensions (l x w x h) in mm	Tilting angle in degrees	max. load capacity in kg	Weight in kg
KM	1845 x 1370 x 960	135	600	177
KG-A	1845 x 1160 x 1020	135	500	200
KG-B	1845 x 1160 x 1020	135	500	195
KG-C	1845 x 1160 x 1020	160	500	160

Fork sleeve inside dimensions in mm		
A	B	C
KM / KG	115	200
		65

TIPPING EQUIPMENT TYPE KGM



KGM with adjustable dumping brake

Finish:

RAL 2000

RAL 3000

RAL 5012

RAL 6011

RAL 7005

SHUNTING AIDS TYPE RH



RH

A shunting aid makes light work of manoeuvring trailers on company premises, for example on the shop floor.

- sturdy fork sleeves for pick-up by a forklift truck
- safety feature to prevent slipping
- easy to connect

Types available

RH

- coupling ball

RH-RM

- with trailer coupling Rockinger RO 805 B with bolt Ø 31,5 mm

RH-RMK

- similar to type RH-RM, but with coupling ball

RH-RA

- with automatic trailer coupling Rockinger RO 244-2 with bolt Ø 25 mm

RH-RAK


- similar to type RH-RA, but with coupling ball

RH-AC


- with pick-up hook for roll-off containers



RH-RM



RH-RMK



RH-RA



RH-RAK



RH-AC

	Dimensions (l x w x h) in mm	Length of fork sleeves in mm	max. load capacity in kg			Weight in kg
			coupling ball	trailer coupling	hook	
RH	405 x 550 x 170	405	100	-		24
RH-RM	1465 x 650 x 270	1200	-	650		72
RH-RMK	1535 x 650 x 370	1200	100	650		77
RH-RA	1480 x 650 x 310	1200	-	250		75
RH-RAK	1535 x 650 x 410	1200	100	250		77
RH-AC	1800 x 700 x 725	1250			10000	214

Fork sleeve inside dimensions in mm



	A	B	C
RH	200	168	68
RH-RM/-RMK/-RA/-RAK	200	200	80
RH-AC	200	220	70

FORK PROTECTION TYPE GZS




The safety regulations issued by the German trade union for wholesalers and warehouses or "BGHW" stipulate that: If a forklift truck is used on public roads and is not carrying goods, the tips of the forks must be covered.

Fork Protection that complies with the German vehicle registration law "StVZO" § 30 c (1)

- steel sheet construction with fork sleeves
- simple pick-up
- with red and white striped warning band
- can be secured to prevent slipping: length of forks max. 1200 mm - Please indicate the length of forks, if they exceed 1200 mm

Fork sleeve inside dimensions in mm



	A	B	C
GZS	280	160	40

	Dimensions (l x w x h) in mm	Weight in kg
GZS	200 x 995 x 110	5

Finish:

RAL 3000

DRUM LIFTERS TYPE RS



RS-II/M



RS-I/M



RS-I/M with supporting feet for straddle stackers



RS-I/91 with hydraulic grip lock

	Max. no. of 200 l drums	Load capacity in kg	Dimensions (l x w x h) in mm	Weight in kg paint. / galv.
RS-I/M	1	800	1295 x 585 x 925	94 / 103
RS-I/91	1	800	1295 x 585 x 925	94 / 103
RS-II/M	2	1600	1185 x 940 x 925	139 / 153
RS-II/91	2	1600	1185 x 940 x 925	139 / 153

Safe and fast handling of filled drums

- sturdy steel construction
- clear line of vision for the driver
- galvanized gripping head as a standard feature
- rubber guard(s) to prevent damage to drum(s)
- gripping mechanism screwed to frame
- incredible gripping strength
- can be secured to prevent slipping

Types available

RS/M

- for filled 200 litre steel bunghole drums, steel drums with a lid, rolling hoop drums and 220 litre plastic L-ring drums

RS/91

- for filled 200 litre steel bunghole drums, steel drums with a lid, 220 litre plastic L-ring drums and plastic double L-ring drums
- with broad drum support plate

Accessories

- supporting feet for straddle stackers
- hydraulic grip lock

Individual constructions on request



with broad drum support plate (RS/91)

	Fork sleeve inside dimensions in mm		
	A	B	C
RS-I/M	230	170	75
RS-I/91	230	170	75
RS-II/M	530	170	75
RS-II/91	530	170	75

Finish:

RAL 2000

RAL 3000

RAL 5012

RAL 6011

RAL 7005

hot-dip galvanized

DRUM LIFTERS TYPE RS/D 91



RS-I/D 91

	Max. no. of 200 l drums	Load capacity in kg	Dimensions (l x w x h) in mm	Weight in kg paint. / galv.
RS-I/D 91	1	800	1285 x 585 x 810	94 / 103
RS-II/D 91	2	1600	1285 x 940 x 810	136 / 146

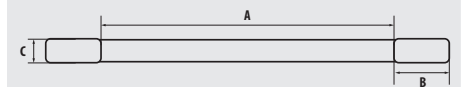
For transporting filled plastic drums with a lid and conical drums with a lid ranging from 110 to 220 litres

- adjustable drum support plate to fit drums of various sizes
- frame construction identical to RS-/M
- galvanized gripping head as a standard feature
- can be secured to prevent slipping

Individual constructions on request



Fork sleeve inside dimensions in mm



	A	B	C
RS-I/D91	230	170	75
RS-II/D91	534	170	75

DRUM LIFTER TYPE RS 60



RS 60-I, suitable for drums with a min. height of 500 mm and with a top rim

The drum lifter to use for filled 60 litre steel bung hole drums

- sturdy construction
- clear line of vision for the driver
- galvanized gripping head as a standard feature
- rubber guard(s) to prevent damage to drum(s)
- gripping mechanism screwed to frame
- incredible gripping strength
- can be secured to prevent slipping

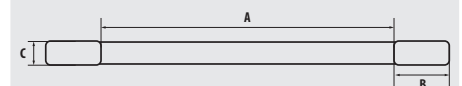
Accessories

- supporting feet for straddle stacker

Individual constructions on request



Fork sleeve inside dimensions in mm



	A	B	C
RS 60-I	120	140	60
RS 60-II	360	140	60



Special constructions available too: e.g. for 30/50 liter beer kegs

	Max. no. of 60 l drums	Load capacity in kg	Dimensions (l x w x h) in mm	Weight paint. / galv. in kg
RS 60-I	1	100	1050 x 410 x 460	32 / 35
RS 60-II	2	200	1050 x 650 x 460	45 / 50

Finish:

RAL 2000

RAL 3000

RAL 5012

RAL 6011

RAL 7005

hot-dip galvanized

DRUM TIPPERS TYPE FD



FD-K



FD-HK



FD-SK

	Dimensions (l x w x h) in mm	Tipping process by	Drum Ø in mm	Load capacity in kg	Range of rotation in degrees	Weight in kg paint. / galv.
FD-K	1245 x 1100 x 610	loop chain	590	360	360	76 / 84
FD-HK	1245 x 1000 x 540	crank handle	590	360	360	72 / 78
FD-H	1245 x 1000 x 475	lifting cylinder	590	360	180	75 / 83
FD-SK	650 x 1020 x 1010	loop chain	590	360	360	79 / 85

Pick-up, transport and controlled emptying of 200 litre steel bunghole drums and steel drums with a lid

- sturdy frame
- self-braking gear box
- drum cradle with eccentric lock
- can be secured to prevent slipping
- suitable for pick-up by a forklift truck

Types available

FD-K

- tipping process by loop chain

FD-HK

- tipping process by crank handle

FD-H

- tipping process by lifting cylinder

FD-SK

- tipping process by loop chain
- additional pick-up for crane



FD-H

Fork sleeve inside dimensions in mm			
	A	B	C
FD-K / -HK / -H	650	170	75
FD-SK	330	200	85
FD/L-K and -HK	530	170	75

DRUM TIPPERS TYPE FD/L



FD/L-HK

	Dimensions (l x w x h) in mm	Tipping process by	Drum Ø in mm	Load capacity in kg	Range of rotation in degrees	Weight in kg paint. / galv.
FD/L-K	1940 x 1140 x 890	loop chain	490-590	360	270	141 / 155
FD/L-HK	1940 x 1095 x 890	crank handle	490-590	360	270	135 / 149

How to pick up and empty steel bunghole drums, steel drums with a lid, rolling hoop drums, plastic L-ring drums, plastic double L-ring drums and plastic drums with a lid ranging from 110 to 220 litres

- similar to the FD, but with rotating drum cradle
- suitable for pick-up by a forklift truck

Types available

FD/L-K

- tipping process by loop chain

FD/L-HK

- tipping process by crank handle

Fork sleeve inside dimensions
refer to table FD

Finish:

RAL 2000

RAL 3000


RAL 5012

RAL 6011

RAL 7005

hot-dip galvanized

DRUM TIPPERS TYPE FLEX



FLEX-HK

A multifunctional unit - used for transporting, controlled emptying, turning over and setting down drums and other receptacles. Suitable for steel bunghole drums, steel drums with a lid, steel rolling hoop drums, plastic L-ring drums and plastic double L-ring drums ranging from 60 to 220 litres and for 120/240 litre waste bins

- sturdy frame with fork sleeves
- prism drum cradle with tension belt and double worm gear
- can be secured to prevent slipping
- load capacity 300 kg
- range of rotation 360°
- suitable for pick-up by a forklift truck, dumper or crane

Types available

FLEX-HK

- tipping process by crank handle

FLEX-K

- tipping process by loop chain

Accessories

- Shelf Drum Pallet **RP**




Individual constructions on request



FLEX-HK



FLEX-K




Shelf Drum Pallet RP



FLEX-K

An ideal combination for putting drums into shelving for storage: Drum Tipper type FLEX with a Shelf Drum Pallet type RP. Pick-up drums in an upright position and set them down horizontally.



	Tipping process by	Dimensions (l x w x h) in mm	Load capacity in kg	Range of rotation in degrees	Weight in kg paint. / galv.
FLEX-HK	crank handle	1000 x 1090 x 405	300	360	70 / 77
FLEX-K	loop chain	1000 x 1030 x 405	300	360	75 / 82
RP		1115 x 580 x 140	300		16

Fork sleeve inside dimensions in mm		
	A	B
FLEX	650	170

Finish:

RAL 2000

RAL 3000

RAL 5012

RAL 6011

RAL 7005

hot-dip galvanized

DRUM GRIPPERS TYPE FK



The safe way to pick up and transport 200 litre steel bunghole drums, steel drums with a lid and rolling hoop drums

- available for 1 or 2 drums
- opens automatically when set down
- can be secured to prevent slipping

FK-II

	Max. no. of 200 l drums	Load capacity in kg	Dimensions (l x w x h) in mm	Weight in kg paint. / galv.
FK-I	1	500	1285 x 600 x 165	67 / 74
FK-II	2	1000	1320 x 1230 x 165	99 / 109

Fork sleeve inside dimensions in mm			
	A	B	C
FK-I / FK-II	250	170	75

DRUM JACKS TYPE FH



Ideal for handling 120, 150 or 220 litre plastic drums

- the gripping brackets guarantee safety during transport
- can be used to stack plastic drums with a lid without using pallets

FH-II 220

	Max. no. of 120 / 220 l drums	Load capacity in kg	Dimensions (l x w x h) in mm	Weight in kg paint. / galv.
FH-I 120	1 / -	300	1330 x 505 x 380	49 / 53
FH-I 220	- / 1	360	1380 x 600 x 480	54 / 58
FH-II 120	2 / -	600	1330 x 980 x 385	67 / 72
FH-II 220	- / 2	720	1380 x 1160 x 485	76 / 82

Fork sleeve inside dimensions in mm			
	A	B	C
FH-I 120	155	170	75
FH-I 220	250	170	75
FH-II 120	250	170	75
FH-II 220	250	170	75

DRUM TURNERS TYPE FW



Upright or set down 200 litre steel bunghole drums and rolling hoop drums - turn drums from a horizontal position to a vertical position and vice versa

- suitable for charging drum shelves etc.

FW-I

	Max. no. of 200 l drums	Load capacity in kg	Dimensions (l x w x h) in mm	Weight in kg paint. / galv.
FW-I	1	300	1875 x 700 x 545	108 / 116
FW-II	2	600	1875 x 1320 x 545	150 / 162

Fork sleeve inside dimensions in mm			
	A	B	C
FW-I	270	170	75
FW-II	600	170	75

Finish:

RAL 2000

hot-dip galvanized

DRUM TURNING CLAW TYPE FWZ



For lifting and transporting 60 litre or 200 litre steel bunghole drums and steel drums with a lid - in either a vertical or horizontal position

- rubber guard to prevent damage to drum (can be replaced)
- locking lever to secure in open position
- operating lever to adjust tilting position

	Dimensions (l x w x h) in mm	Load capacity in kg	Weight in kg paint. / galv.
FWZ 60	320x 805x 905	100	22 / 24
FWZ 200	425x1105x1350	300	58 / 62

DRUM CLAMP TYPE FKL



For handling 200 litre steel bunghole drums in an upright position

- automatically secured

	Dimensions (l x w x h) in mm	Load capacity in kg	Weight paint. in kg
FKL	130 x 540 x 465	350	6



Crane Hooks (please refer to page 43) ideal to complement all drum lifting gear

SCISSOR GRIPPER TYPE LG



For handling 60 and 200 litre steel bunghole drums in a horizontal position

	Dimensions (l x w x h) in mm	Handling drum height in mm	Load capacity in kg	Weight in kg paint. / galv.
LG 60	685 x 120 x 365	450 - 600	150	4 / 4
LG 200	1020 x 120 x 455	750 - 920	360	6 / 6

DRUM CLAW TYPE LGZ



For handling 60 and 200 litre steel bunghole drums in an upright position

	Dimensions (l x w x h) in mm	Handling drum diameter in mm	Load capacity in kg	Weight in kg paint. / galv.
LGZ 60	555 x 150 x 325	330 - 450	150	4 / 4
LGZ 200	740 x 200 x 410	450 - 650	300	5 / 5

Finish:

RAL 2000

galvanized

DRUM TRAVERSE TYPE FT



FT/M



FT/MK

For handling drums in an upright position or for charging containers

- finish **galvanized**

Types available

FT/M

- suitable for 200 litre steel bunghole drums

FT/MK

- suitable for 200 litre steel bunghole drums, 220 litre plastic L-ring drums and plastic double L-ring drums

	Dimensions (Ø x H)		Load capacity		Weight	
	in mm		in kg		in kg	
FT/M	610 x 225		300		5	
FT/MK	610 x 270		300		5	

DRUM GRIPPER TYPE 3P



The safe way to handle a variety of drums: steel bunghole drums, steel drums with a lid, rolling hoop drums, plastic L-ring drums, plastic double L-ring drums and plastic drums with a lid ranging from 60 to 220 litres

- 3-point clamping system
- automatic eccentric lock
- ideal for charging overpack drums or salvage drums
- adjustable positioning feature

	Dimensions (Ø x H) in mm	Load capacity in kg	Span range in mm	Weight in kg paint. / galv.
3P	630 x 915	400	270-680	17 / 19

Finish:

RAL 2000

hot-dip galvanized

DRUM GRIPPER TYPE 4P



4P



4P-D 120

- 4-point clamping system
- release activated by the guiding rod

Types available

4P

- for 200 litre steel bunghole drums, steel drums with a lid, 220 litre plastic L-ring drums and plastic double L-ring drums

4P-D

- for 120 or 220 litre plastic drums with a lid

	Dimensions (l x w x h) in mm	Load capacity in kg	Span range in mm	Weight in kg paint. / galv.
4P	875 x 675 x 335	350	560-600	10 / 11
4P-D120	685 x 495 x 385	350	370-420	8 / 9
4P-D220	830 x 590 x 375	350	450-500	10 / 10

CASTOR SETS



Fit castors to your equipment - improve manoeuvrability

- accessories for many products made by BAUER (please refer to the individual product pages)
- 4 piece set comprising 2 fixed and 2 swivel castors, 1 swivel castor with a brake
- various materials and load capacities available; suited to various locations and requirements
- important notice: when castors are fitted, they determine the load capacity. In some cases this will effectively reduce the load capacity of the product.

Types available

Polyamide castors

- natural coloured polyamide
- rolling element bearing
- suitable for temperatures from - 40°C to + 90°C
- steel plate case, glossy galvanized finish, with double row ball bearing in fork head
- wheel axle screwed in place
- brake with double stop function

Polyamide heavy-duty castors

- natural coloured polyamide
- ball bearing
- suitable for temperatures from - 40°C to + 90°C
- steel plate case, glossy galvanized finish, with double row ball bearing in fork head
- wheel axle screwed in place
- brake with double stop function

Solid rubber castors

- black solid rubber tyres
- rolling element bearing
- steel plate case, glossy galvanized finish, with double row ball bearing in fork head
- wheel axle screwed in place
- brake with double stop function



Polyamide castor set



Solid rubber castor set

	Type	Wheel Ø in mm	Overall height in mm	Max. load/castor in kg	Max. load/set in kg	Weight in kg
4509-01-0800	Polyamide castors	100	125	125	375	3
4509-01-0400	Polyamide castors	100	125	350	1050	9
259470-350VK	Polyamide castors	180	225	350	1050	9
259470-VK	Polyamide castors	180	225	450	1350	9
4509-01-0300	Polyamide heavy-duty castors	175	235	850	2550	9
4509-01-1500	Solid rubber castors	200	235	205	615	9

WORKSHOP EQUIPMENT



Drum/Can Handling Equipment

70-73



Gas Cylinder Handling

74



Bin Handling

75



IBC-Residue Drainer

76



Useful Equipment

77-78



Storage / Transportation

78-81



Surrounds for Wheelie Bins

82-83



Battery Charging Station

84

DRUM JACK ROLLER TYPE FHR



FHR 600 G



FHR 600 K



FHR 600 F, "ex"-zone construction

Pick up drums and transport them safely

- suitable for charging sump trays, depots for hazardous materials, drum stacking pallets etc.
- with a towing bar
- swivel castors Ø 180 mm, fixed castors Ø 80 mm

Types available

FHR 600 G

- for drums ranging from 110 to 220 litres: steel bung hole drums, steel drums with a lid, steel rolling hoop drums, plastic L-ring drums, plastic double L-ring drums, plastic drums with a lid, rectangular drums and conical drums with a lid as well as open drums

FHR 600 K

- with a brace to pick up 200 litre steel bung hole drums, steel drums with a lid and steel rolling hoop drums

FHR 600 F

- rotate and empty drums in a controlled manner; for bung hole drums, steel drums with a lid, steel rolling hoop drums, plastic L-ring drums and plastic double L-ring drums ranging from 60 to 220 litres
- prism drum cradle with tension belt and double worm gear with crank handle
- range of rotation 360°

Individual construction on request



	Width of pallet in mm	Load capacity in kg	Dimensions in mm	Width inside in mm	Lift height in mm	Weight paint. / galv. in kg
FHR 600 G	800	300	1000 x 1125 x 1330	845	600	109 / 115
FHR 600 K	800	300	1000 x 1125 x 1330	845	600	141 / 149
FHR 600 F	800	300	1200 x 1125 x 1330	845	600	231 / 241

Finish:

RAL 2000

RAL 5012

hot-dip galvanized

LIFTOMAT TYPE L



Controlled emptying of steel bunghole drums, steel drums with a lid, steel rolling hoop drums, plastic L-ring drums, plastic double L-ring drums and plastic drums with a lid ranging from 110 to 220 litres

- range of rotation up to 270°
- 2 swivel castors Ø 175 mm and 2 fixed castors Ø 200 mm made of solid rubber, both swivel castors with brake
- safe pick-up guaranteed; drum is held by the tension band at the front and spindle at the top
- with crank handle and self-braking gear box

Types available

L/E

- electro-hydraulic construction fitted with maintenance-free battery 12V/88Ah and charger for 230 V mains connection

L/M

- hydraulic construction with manual pump



Individual construction on request

L/E 1300 in action with sump tray type S 2018 (see page 94)



L/E 1300



L/M 1300



L/M 1300 "ex"-zone construction (individual construction)

	Design	Dimensions (l x w x h) in mm	Load capacity in kg	Stroke height in mm	Lift height in mm	Emptying height in mm	Range of rotation in degree	Weight paint. / galv. in kg
L/M 600	hydraulic	1390 x 1120 x 1230	350	18	450	600	270	156 / 168
L/M 1300	hydraulic	1390 x 1120 x 1915	350	18	1100	1300	270	192 / 210
L/E 1300	electro-hydraulic	1390 x 1120 x 1915	350	--	1100	1300	270	220 / 238

Finish:

RAL 2000

RAL 5012

hot-dip galvanized

TILTING CANISTER STAND TYPE KAH



KAH-25 with Spill Tray for Small Cans KGW-2

KAH-60 with Sump Tray AW 60-2/M

An easy, effortless way to dispense material from canisters ranging from 5 - 60 litres

- construction made of steel sheet, not assembled
- pre-drilled holes for wall mounting



KAH-5

	Canister sizes in l	Dimensions (l x w x h) in mm	Weight in kg
KAH-5	5	360 x 270 x 520	5
KAH-25	20/25	520 x 375 x 785	6
KAH-60	50/60	520 x 470 x 825	9

DRUM DOLLY TYPE FRW



FRW-III

A simple and safe way to manoeuvre drums up to Ø 600 mm

- construction made of steel sheet
- 3 different types available
- 4 polyamide swivel castors Ø 100 mm, one swivel castor with brake



FRW-II



FRW-I

	Dimensions (l x w x h) in mm	Ø inside in mm	Load capacity in kg	Weight in kg
FRW-I	655 x 610 x 165	600	300	10
FRW-II	650 x 620 x 210	600	300	13
FRW-III	700 x 620 x 1005	600	300	20

Finish:

galvanized

DRUM TROLLEY TYPE FP-V / FP-L



Less physical strength needed to pick-up 200 litre steel bunghole drums

- with suspended axel, ideal weight distribution
- stands up by itself; hardly any space needed for storage
- safe and easy, for (un)loading pallets
- **FP-V** with solid rubber tyres
- **FP-L** with pneumatic tyres

	Max. no. of 200 l drums	Load capacity in kg	Dimensions (l x w x h) in mm	Weight in kg
FP-V	1	350	400 x 690 x 1565	20
FP-L	1	350	400 x 690 x 1565	17

DOLLY TYPE GRW



For short-distances, internal transport; can be used for a variety of goods, including packages etc.

- galvanized grid, mesh size approx. 65 x 35 mm
- low loading height - easy to load, safe to transport
- 4 swivel polypropylen castors Ø 100 mm, one with brake - construction height 125 mm

Accessories

- galvanized steel tube handle with plastic grip, easily screwed in or removed

	Dimensions (l x w x h) in mm	Dimensions incl. handle (l x w x h) in mm	Load capacity in kg	Weight in kg
GRW-I	780 x 420 x 160	1255 x 420 x 1000	450	12
GRW-II	800 x 600 x 160	1275 x 600 x 1000	450	13
GRW-III	1185 x 785 x 160	1660 x 785 x 1000	450	22

Finish:

galvanized

GAS CYLINDER WALL BRACKETS TYPE GWH



GWH 320-I



GWH 230-II

	Max. no. of cylinders	for gas cylinder Ø in mm	Dimensions (l x w x h) in mm	Weight in kg
GWH 140-I	1	140	200 x 90 x 50	1
GWH 140-II	2	140	420 x 90 x 50	2
GWH 140-III	3	140	640 x 90 x 50	3
GWH 230-I	1	230	290 x 135 x 50	1
GWH 230-II	2	230	600 x 135 x 50	2
GWH 230-III	3	230	910 x 135 x 50	4
GWH 320-I	1	320	380 x 180 x 50	2
GWH 320-II	2	320	780 x 180 x 50	3
GWH 320-III	3	320	1180 x 180 x 50	5

Safe storage of individual gas cylinders

- sturdy steel sheet construction, hot-dip galvanized
- with safety chain
- pre-drilled holes for wall mounting
- single, double or triple bracket to hold cylinders of Ø 140, 230 or 320 mm



GWH 230-III

GAS CYLINDER PALLETS TYPE SFP



SFP 4



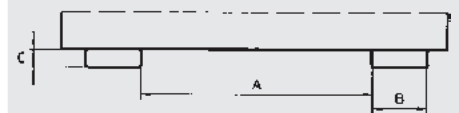
SFP 8

A safe and economical way to transport up to 8 gas cylinders with less effort

- sturdy frame with fork sleeves
- with safety chains
- restrictive braces to prevent tilting sideways
- with fixture to hook up hoses and caps

	Storage area max. number of cylinders	Dimensions (l x w x h) in mm	Load capacity in kg	Weight in kg
SFP 4	4 x Ø 250 mm	500 x 860 x 1080	350	55
SFP 8	8 x Ø 250 mm	1100 x 860 x 1080	700	89

Fork sleeve inside dimensions in mm			
	A	B	C
SFP 4	500	170	70
SFP 8	500	170	70



Finish:

hot-dip galvanized

WHEELIE BIN TIPPING STATION **TYPE MKS**



MKS-F



MKS-F



MKS-H

For emptying and cleaning 120/240 litre wheelie bins

- hydraulic or electric drive
- tilting angle up to 135°
- emptying height approx. 1480 mm
- 2 swivel + 2 fixed castors made of solid rubber
Ø 180 mm, both swivel castors with brake
- construction height 225 mm

Types available

MKS-F

- with foot pump, approx. 30 strokes required

MKS-H

- with hand pump, approx. 15 strokes back and forth required

MKS-12V

- electro-hydraulic 12 V (without charger)

MKS-230V

- electro-hydraulic 230 V

Accessories

- external battery charger for electro-hydraulic 12V drive



MKS-12V



MKS-230V

	Dimensions (l x w x h) in mm	Load capacity in kg	Weight paint. in kg
MKS-F	1570 x 980 x 1720	110	115
MKS-H	1570 x 980 x 1720	110	115
MKS-12V	1570 x 880 x 1720	110	154
MKS-230V	1570 x 880 x 1720	110	141

Finish:

RAL 2000

RAL 3000

RAL 5012

RAL 6011

RAL 7005

IBC RESIDUE DRAINER **TYPE IR**



IR-2

The IBC Residue Drainer ensures maximum drainage of an IBC

- sturdy steel construction
- spring mechanism automatically tilts the IBC forward. The lower the level in the tank, the greater the slope angle; max. lift height 95 mm

Types available

IR-1

- Tilting frame with securing corners, support legs with drill holes prepared for screw mounting on a 1000 litre sump tray



IR-1 on a 1000 litre sump tray

IR-2

- Tilting frame with securing corners on a base rack - ergonomic design for more comfort
- kit form - easy to assemble



	Floor area in mm	Dimensions (l x w x h) in mm	Load capacity in kg	Weight in kg
IR-1	1200 x 1000	1280 x 1080 x 275 (380)	1500	43
IR-2	1200 x 1000	1280 x 1080 x 755 (850)	1500	64

Finish:

hot-dip galvanized

LOADING SUPPORT TYPE VS



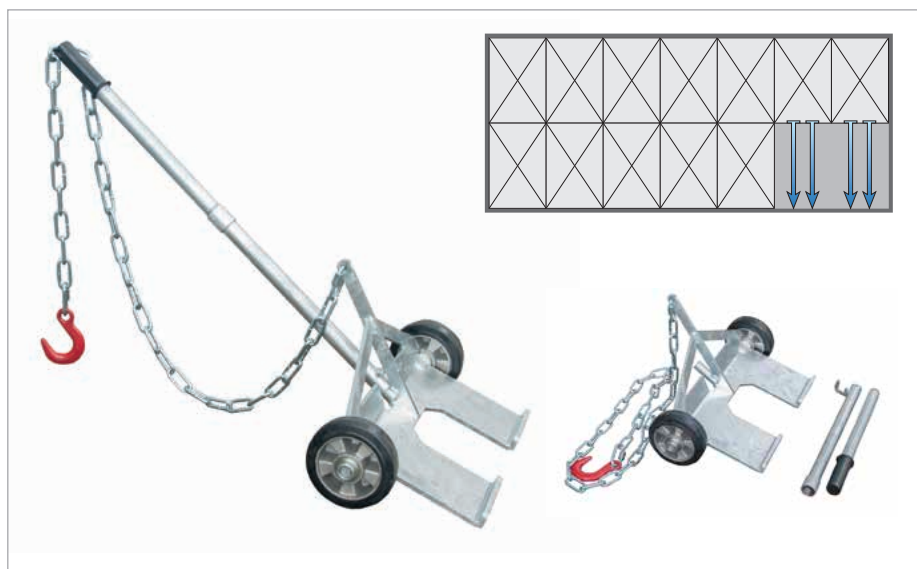
Loading support to facilitate loading and unloading articulated trucks up to 25 tons

- sturdy steel construction with one fork sleeve
- can easily be picked up and positioned accurately - no need for the operator to leave his seat
- high stability thanks to the relatively wide construction which has 4 feet under the base
- inclined anti-slip contact surface compensates different heights of trailers and prevents the trailer from tipping over or rolling away
- finish painted **RAL 3000**

Fork sleeve inside dimensions in mm		
	B	C
VS	180	60

	Dimensions (l x w x h) in mm	Load capacity in kg	Weight in kg
VS	1600 x 1200 x 950-1200	15000	170

TWO-WHEELED PALLET PICKER TYPE PZ



Helps save valuable time unloading pallets from a truck

- used to draw forward pallets that the forklift cannot reach
- easy to insert into the pallet; fast and safe
- sturdy construction made of galvanized steel
- additional painted finish on request
- requires small storage space; the handle (with grip) can be removed and disassembled
- finish **hot-dip galvanized**



Being inserted into the pallet



Drawing the pallet into the "front row" using a forklift truck

	Dimensions (l x w) in mm	Transport Dimensions (l x w x h) in mm	Towing Capacity in kg	Length of Chain in mm	Weight in kg
PZ	1170 x 610	540 x 630 x 225	1000	1820	17

TYRE FITTING EQUIPMENT TYPE RM



Easy tyre fitting for trucks, buses and forklift trucks

- enormous time saving
- adjustable rotating pick-up
- no damage to wheel nuts
- length of the handle can be adjusted
- finish: painted **RAL 5012**

	Dimensions (l x w x h) in mm	Load capacity in kg	Weight in kg
RM	1050 x 730 x 770	210	17

FORK LIFTER TYPE GZH



Makes light work of changing fork tines

- the German accident prevention regulations ("UVV") stipulate the use of transport equipment for some jobs i.e. to avoid manual handling
- load capacity 150 kg
- finish painted **RAL 3000**

Types available

GZH-A

- max. cross section forks: 125 x 55 mm

GZH-B

- max. cross section forks: 145 x 65 mm

	Dimensions (l x w x h) in mm	Load capacity in kg	Weight in kg
GZH-A	1010 x 270 x 815	150	7
GZH-B	1010 x 290 x 825	150	7

FORK PALLET TYPE GZP



The safe way to store and handle forks

- sturdy steel construction
- storage of 4 or 8 forks per pallet, max. cross section forks 180 x 90 mm
- forks individually secured on GZP 4; secured in pairs on GZP 8
- full-length runners for storage on pallet shelves
- pick-up on all sides for a forklift or pallet truck
- finish **hot-dip galvanized**



GZP 4



GZP 8

	Max. number forks	Dimensions (l x w x h) in mm	Load capacity in kg	Weight in kg
GZP 4	4	1200 x 800 x 350	1000	28
GZP 8	8	1200 x 800 x 350	2000	29



SHEET METAL STORAGE UNITS WITH TRAYS TYPE KBR



KBR 3 - stacked twice

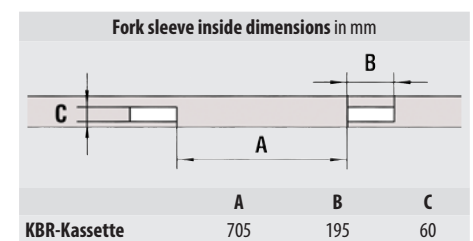


KBR 1

	Dimensions (l x w x h) in mm	Storage area in mm/tray	Load capacity in kg/tray	Weight in kg
KBR 1	2240 x 1050 x 1580	2030 x 1020	1000	920
KBR 2	2740 x 1300 x 1580	2530 x 1270	1000	1186
KBR 3	3240 x 1550 x 1580	3030 x 1520	1000	1472

Space-saving, tidy storage unit for steel sheets or other materials in plate format

- frame: sturdy steel construction with retainer bar
- 6 steel trays with forks sleeves, for steel sheets measuring up to 3000 x 1500 mm
- max. loading height per tray: 120 mm
- prepared for anchoring to the ground
- 2 units KBR can be stacked i.e. max. 12 trays
- units must be screwed together on site



Finish:

RAL 2000

RAL 3000

RAL 5012

RAL 6011

RAL 7005

STILLAGE TRANSPORT CAGE TYPE MTP



MTP with lashing straps (accessories)

For safe storage, loading and transport of goods, e. g. transport equipment

- sturdy frame construction, wire mesh on 3 sides
- folding ramp on one short side (MTP 300 fitted with gas lift springs)
- stud plate floor; integrated entry pockets for pick-up by a forklift truck
- 4 lashing eyelets

Accessory

- lashing strap



MTP with lashing straps (accessories)

Individual construction on request



MTP

	Int. Dimensions (l x w x h) in mm	Ext. Dimensions (l x w x h) in mm	Load capacity in kg	Weight in kg
MTP 2000	1015 x 2060 x 1015	1085 x 2145 x 1120	1000	270
MTP 3000	1430 x 2060 x 1015	1500 x 2145 x 1120	1000	345



MTP

Fork sleeve inside dimensions in mm		
C	A	B
MTP 2000-3000	706	194

Finish:

hot-dip galvanized

SECURITY CAGE FOR STORAGE **TYPE LBM**



Safe storage of materials at the work-places

- sturdy frame construction
- walls, door and roof made of wire mesh 50 x 50 x 4,8 mm
- double hinged doors that can be locked 2160 x 1985 mm (w x h) with handle and cylinder lock
- prepared for anchorage to the ground
- kit form with assembly instructions



	Dimensions (w x d x h) in mm	Weight in kg
LBM 1500	2450 x 1595 x 2100	259
LBM 3000	2450 x 3010 x 2100	377
LBM 4500	2450 x 4460 x 2100	496
LBM 6000	2450 x 5885 x 2100	614

Finish:

hot-dip galvanized

ENCLOSURES FOR WHEELIE BINS **TYPE SECOMAT**



S 240-D



S 120-K

Visually appealing enclosures for wheelie bins of 120 or 240 litres

- sturdy, galvanized corpus with lockable door, powder coated grey RAL 7012 by default, other RAL colours on demand
- prepared for anchorage to the ground

Types available

S 120 D / S 240 D

- for wheelie bins of 120/240 litres with throw-in and hood

S 120 K / S 240 K

- for wheelie bins of 120/240 litres with lockable throw-in flap with gas spring

Accessories

- fixture for rubbish sacks (S 120 D / S 120 K)
- stainless plaque with etching: cartoon man depositing litter

Individual construction on request



S 240 D as collecting point



S 240 K as collecting point



Individual construction with foot pedal and round flap

	Design	Max. bulk bins (no. x litres)	Dimensions (l x w x h) in mm	Weight in kg
S 120 D	with hood	1x 120	675 x 630 x 1220	52
S 240 D	with hood	1x 240	735 x 800 x 1355	67
S 120 K	with flap	1x 120	675 x 630 x 1115	52
S 240 K	with flap	1x 240	735 x 750 x 1245	70

Finish of hood / flap:

RAL 1018

RAL 5012

RAL 7021

RAL 8025

SURROUNDS FOR BULK BINS TYPE SECOMAT



Visually appealing enclosures for bulk bins of 1100 litres.

Types available

S 4 USE

- sturdy, galvanized corpus with lockable double wing door, powder coated grey RAL 7012 by default, other RAL colours on demand
- lockable roof with gas springs
- prepared for anchorage to the ground
- with 2 throw-in flaps, colours see page 82
- on demand: lockable flaps

S 4 USE



S 1100

- sturdy construction made of square tube, powder coated, red RAL 3000, blue RAL 5012 or grey RAL 7012 by default
- roof, side walls and doors powder coated grey RAL 7012 by default
- lockable, spring-supported flap in red RAL 3000, blue RAL 5012 or grey RAL 7012
- prepared for anchorage to the ground

Individual construction on request

S 4 USE as collection point



S 1100



S 1100-W



S 1100-WTB

	Design	Max. bulk bins (no. x litres)	Dimensions (l x w x h) in mm	Weight in kg
S 4 USE	with 2 flaps	1x 1100	1550 x 1465 x 1640	230
S 1100	with roof	1x 1100	1550 x 1350 x 1650	80
S 1100-W	with roof and walls	1x 1100	1550 x 1350 x 1650	114
S 1100-WT	with roof, side walls and doors	1x 1100	1550 x 1350 x 1650	144
S 1100-WTB	with roof, side walls, doors and floor	1x 1100	1550 x 1350 x 1650	182

Finish:

RAL 3000

RAL 5012

RAL 7012

BATTERY CHARGING STATION TYPE BL



BL with CEEform socket 400 V charging the battery of an electric forklift truck



How to charge industrial truck batteries and comply with the German guidelines for risk management:

– “BGHW”, “VdS” information sheet 2259

- sturdy frame, height can be adjusted
- prepared for wall mounting or anchorage to the ground
- folding table for small battery chargers
- warning signs, eye wash
- shelf for gloves and safety goggles
- RCD ≤ 300 mA
- 2 safety sockets 16 A 230 V, fixture for charging cable

Types available

BL 1

- without CEEform socket

BL 2

- with CEEform socket 16A, 400V

BL 3

- with CEEform socket 32A, 400V

Accessories

- 6 kg fire extinguisher including fixture
- fixture for water receptacle

	Dimensions (l x w x h) in mm	Weight in kg
BL 1-3	915 x 445 x 1945	38

Finish:

RAL 2000

ENVIRONMENT / STORAGE



20-82 litre steel Spill Trays/Rackings 87-88



60 litre steel Spill Trays / Rackings 89-91



200 litre steel Sump Trays/Rackings 92-102, 110



Shelf Sumps / Shelvin with Sumps 103-105



1000 litre steel Sump Trays 106-107



Ground Protection Spill Decks/Filling Points 108-109,124



Hazardous Materials Depots 111-116



Steel Sump Trays with PE-Inlay / Polyethylene Sump Pallets 117-121



Stainless steel Sump Trays 122-123



Gas Cylinder Storage 126-130



Safety Cabinets 130



Shelf Containers / Depot Containers 132-135



Fireproof Containers 136



Heating Chambers 137-139



Collection Points 140-141



CORRECT STORAGE OF WATER-POLLUTING SUBSTANCES

German Legislation

WHG (Federal Water Act) / **AwSV** (Ordinance for facilities that handle substances hazardous to water)

The **WHG** states that facilities that work with water-polluting substances or use them (i.e. filling, storage, manufacturing, treatment etc.) must be designed and operated in such a manner as to ensure that groundwater is not contaminated. Any such facilities may only be built and operated after a positive evaluation of a suitability assessment carried out by the authority responsible.

AwSV (federal legislation; came into force 01.08.2017) Ordinance for facilities that handle substances hazardous to water

This is the first standardized ruling for Germany; it replaces all 16 individual state regulations (VawS) previously implemented.

Approvals That Underline Quality and Expertise

Our Sump Trays are manufactured in compliance with StawaR (technical requirements for sump trays made of steel and with a capacity of up to 1000 litres) or have a National Technical Approval granted by the German approval body DIBt when sump trays deviate from StawaR. Every unit is tested for leakage.

European Legislation

GHS / REACH

GHS: Globally Harmonized System of Classification and Labelling of Chemicals

Further information can be found here: https://www.unece.org/trans/danger/publi/ghs/ghs_welcome_e.html

REACH (Regulation (EC) No 1907/2006)

Registration

Evaluation

Authorisation and

Restriction of Chemicals

Further information can be found here: http://ec.europa.eu/environment/chemicals/reach/reach_en.htm

Retention Capacity

Please check the safety requirements and regulations for your area! Unlike transport, there is no international legislation that controls the **storage** of hazardous materials!

Flammable Liquids

(classified according to GHS / REACH)

Hazard Class	Hazard Pictogram	Criteria	H Code	Hazard Category
Extremely flammable		Flash point < 23°C, and initial boiling point ≤ 35 °C	H224	GHS 1
Highly flammable		Flash point < 23°C, and initial boiling point > 35°C	H225	GHS 2
Flammable		Flash point ≥ 23°C ≤ 60°C	H226	GHS 3

Hazardous to the Aquatic Environment

(classified according to GHS / REACH)

Hazard Class	Hazard Pictogram	H Code	Hazard Category
Acute		H400	GHS 1
Chronic		H410	GHS 1
Chronic		H411	GHS 2
Chronic		H412	GHS 3
Chronic		H413	GHS 4

STEEL SPILL TRAYS FOR SMALL CANS TYPE KGW



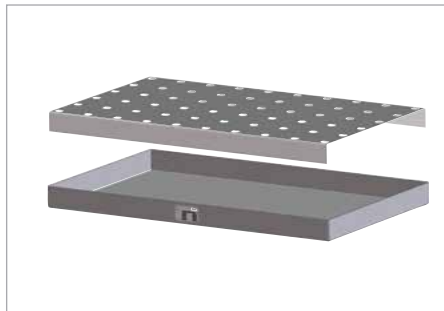
Especially for the storage of small cans

- retention capacity 20 - 62 litres
- spill trays of 3 mm galvanized steel sheet

Types available

- KGW** - without deck with punched holes
- KGW/M** - with deck with punched holes

KGW/M



KGW 2 with Tilting Canister Stand type KAH-25 (see page 116)

KGW

	Dimensions (l x w x h) in mm	Ret. capacity in l without/with deck	Load capacity in kg	Weight in kg without/with deck
KGW 1 / KGW 1/M	940 x 370 x 60	20/19	150	12 / 18
KGW 2 / KGW 2/M	940 x 470 x 60	25/24	150	14 / 23
KGW 3 / KGW 3/M	1000 x 600 x 70	39/38	150	19 / 29
KGW 4 / KGW 4/M	1390 x 600 x 60	46/44	150	25 / 38
KGW 5 / KGW 5/M	1850 x 600 x 60	62/60	150	33 / 51



- every unit tested for leakage
- flammable liquids, GHS categories 1 - 3
- hazardous to aquatic environment, GHS categories 1 - 4

STEEL SPILL TRAYS FOR SMALL CANS ON PALLETS TYPE KGW-P



The safe and mobile way to store canisters and small cans on Euro or chemical pallets

- retention capacity 27 - 82 litres
- spill trays of 3 mm galvanized steel sheet
- spill trays can be combined and are an exact fit for Euro pallets and chemical pallets

Types available

- KGW-P** - without deck with punched holes
- KGW-P/M** - with deck with punched holes

On a Euro pallet 1200x800 mm: KGW-P 1, KGW-P 1 incl. deck with punched holes and KGW-P 2 incl. deck with punched holes

	Dimensions (l x w x h) in mm	Ret. capacity in l without/with deck	Load capacity in kg	Weight in kg without/with deck
KGW-P 1 / KGW-P 1/M	600 x 400 x 120	27/26	50	11 / 16
KGW-P 2 / KGW-P 2/M	800 x 600 x 120	55/54	100	19 / 28
KGW-P 3 / KGW-P 3/M	1200 x 800 x 100	91/89	200	32 / 47
KGW-P 4 / KGW-P 4/M	1200 x 600 x 120	82/80	200	27 / 40



- every unit tested for leakage
- flammable liquids, GHS categories 1 - 3
- hazardous to aquatic environment, GHS categories 1 - 4

Finish: **galvanized**

SMALL CAN SHELVINGS WITH SUMPS TYPE SERIES 3000



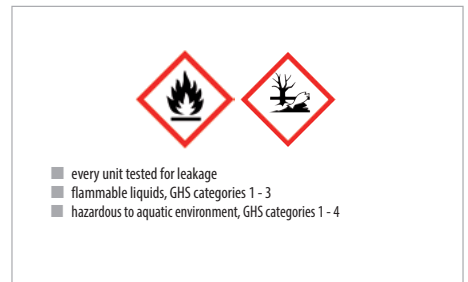
Safe storage of small cans

- sump trays made of 3 mm steel sheet
- plug-in system, simple assembly
- 1000 x 600 x 2000 mm (WxDxH)
- 4 levels, load capacity per level 150 kg (uniformly distributed load)

Accessories

- additional level

Stainless steel sump trays also available!



Design	Dimensions shelf (w x d x h) in mm	Dimensions sump tray (w x d x h) in mm	Retention capacity in l	Weight in kg
3017-4E Basic shelf with 4 levels (3 galvanized grids, 1 galvanized spill tray)	1000 x 600 x 2000	-	1 x 30	69
3018-4E Extension shelf with 4 levels (3 galvanized grids, 1 galvanized spill tray)	1000 x 600 x 2000	-	1 x 30	61
3019-4E Basic shelf with 4 levels (4 galvanized spill trays)	1000 x 600 x 2000	-	4 x 30	97
3020-4E Extension shelf with 4 levels (4 galvanized spill trays)	1000 x 600 x 2000	-	4 x 30	89
3021-4E Basic shelf with 4 levels (4 galvanized grids) + galvanized sump tray	1200 x 800 x 2260	1200 x 800 x 360	1 x 243	113
3022-4E Basic shelf with 4 levels (4 galvanized spill trays) + galvanized sump tray	1200 x 800 x 2260	1200 x 800 x 360	1 x 243	90
3023-4E Basic shelf plus extension, each 4 levels (2x4 galvanized grids) + galvanized sump tray	2400 x 800 x 2150	2400 x 800 x 250	1 x 279	188
3024-4E Basic shelf plus extension, each 4 levels (2x4 galvanized spill trays) + galvanized sump tray	2400 x 800 x 2150	2400 x 800 x 250	1 x 279	143

88 **Finish:** galvanized

SUMP TRAYS TYPE AW 60



AW 60-3/M

Storage of max. 6 x 60 litre drums or 60 l drums in combination with canisters and small cans

- construction made of 3 mm steel sheet
- 100 mm ground leeway

Types available

AW 60

- without grid

AW 60/M

- with galvanized grid
- load capacity 1000 kg/m²

Accessories (see page 116)

- Drum Supports FA 60, galvanized
- Clip-on Rotating Support RA 60 for rotating the drums, galvanized
- Can Shelves GR, galvanized
- Tilting Canister Stand KAH
- 2 swivel + 2 fixed polyamide castors, one swivel castor with brake – construction height 125 mm



AW 60-2/M



AW 60-2/M with Tilting Canister Stand KAH-60 (see page 116)



AW 60-1




AW 60-2



AW 60-3/M with Drum Support FA 60-3 (see page 116)

	Max. no. of 60 litre drums	Dimensions (l x w x h) in mm	Retention capacity in l	Weight paint. / galv. in kg
AW 60-1/M	2	800 x 510 x 295	72	32 / 34
AW 60-2/M	4	910 x 800 x 225	81	43 / 45
AW 60-3/M	6	1310 x 800 x 205	103	56 / 59
AW 60-1	-	800 x 500 x 290	73	25 / 27
AW 60-2	-	900 x 800 x 220	82	30 / 32
AW 60-3	-	1300 x 800 x 205	103	38 / 41



Finish:

RAL 2000

RAL 3000

RAL 5012

RAL 6011

RAL 7005

hot-dip galvanized

MOBILE SUMP TRAYS TYPE AW 60 SR



AW 60-1 SR



AW 60-1 SRF

	Max. no. of drums no. x litre	Dimensions (l x w x h) in mm incl. handle	Dim. tray only (l x w x h) in mm	Retention capacity in l	Weight in kg paint. / galv.
AW 60-1 SR	2 x 60	940 x 500 x 1075	800 x 500 x 415	72	39 / 42
AW 60-1 SRF	1 x 60	940 x 500 x 1075	800 x 500 x 415	72	49 / 52

Mobile storage of 60 litre drums

- construction made of 3 mm steel sheet
- galvanized grid (load capacity 1000 kg/m²)
- 2 swivel + 2 fixed polyamide castors Ø 100 mm, one swivel castor with brake – construction height 125 mm, handle

Types available

AW 60-1 SR

- storage of max. 2 x 60 litre drums in an upright position

AW 60-1 SRF

- storage of 1 x 60 litre drum in a horizontal position
- drum Support FA 60-1, galvanized, for 60 l drums, for horizontal storage and filling, kit form

MOBILE SUMP TRAYS WITH PERFORATED PANEL TYPE LPW 60



LPW 60-3

Dispense oils etc. from 60 litre drums, wherever necessary - mobile, safe, simple

- 3 mm steel sheet sump tray
- galvanized grid (load capacity 1000 kg/m²)
- sturdy rear panel, perforated, galvanized steel sheet with 10 x 10 mm square holes, straight row pattern, 38 mm spacing allows tool holders to be positioned as required
- hot-dip galvanized handles
- set of polyamide castors: 2 fixed and 2 swivel, (1 swivel castor with a brake) Ø 100 mm, construction height 125 mm

Accessories

- galvanized tool deposit
- galvanized drip tray with fixture to hook up pump nozzle



LPW 60-1



LPW 60-2

Valid for all products on this page:



- every unit tested for leakage
- flammable liquids, GHS categories 1 - 3
- hazardous to aquatic environment, GHS categories 1 - 4

	Max. no. of drums x l	Dimensions (l x w x h) in mm	Retention capacity in l	Weight paint. / galv. in kg
LPW 60-1	1x 60	570 x 590 x 1775	67	52 / 54
LPW 60-2	2x 60	570 x 890 x 1685	73	64 / 66
LPW 60-3	2x 60	875 x 500 x 1685	73	56 / 58

Finish:

RAL 2000

RAL 3000

RAL 5012

RAL 6011

RAL 7005

hot-dip galvanized


FILLING POINTS



AW 60-3 + GR 60-3 + 3xAG 60-3 + 18xAB



AW 60-3 + GR 60-3 + 2xAG 60-3 + 6xFA 60-A



FA 60-A



RA 60-A

Horizontal storage and filling. For max. 9 x 60 litre drums/canisters or 60 litre drums/canisters in combination with small cans

Modular design, choose from:

- **Sump trays AW 60** made of 3 mm steel sheet, 100 mm ground leeway
- **Grids GR**, galvanized (load capacity 1000 kg/m²)
- **Canister Stands AG**, galvanized, in kit form, can be stacked max. 3 high
- **Drum Supports AB** (2 pieces per canister), galvanized, movable
- **Drum support FA 60-A** for 1 x 60 litre drum, galvanized
- **Clip-on Rotating Support RA 60-A**, galvanized, for rotating 60 litre drums



AW 60-2 + GR 60-2 + 2xAG 60-2 + 4xFA 60-A



Tilting Canister Stand KAH 60 with Sump Tray AW 60-2/M

		Max. no. of 60 litre drums	Dimensions (l x w x h) in mm	Retention capacity in l	Load capacity in kg	Weight in kg paint. / galv.
Sump tray	AW 60-1		800 x 500 x 290	73	--	25 / 27
Grid	GR 60-1		780 x 420 x 30	--	--	-- / 6
Shelf	AG 60-1	1	515 x 500 x 530	--	65	-- / 9
Sump tray	AW 60-2		900 x 800 x 220	82	--	30 / 32
Grid	GR 60-2		820 x 780 x 30	--	--	-- / 12
Shelf	AG 60-2	2	900 x 515 x 530	--	130	-- / 11
Sump tray	AW 60-3		1300 x 800 x 205	103	--	38 / 41
Grid	GR 60-3		1220 x 780 x 30	--	--	-- / 18
Shelf	AG 60-3	3	1290 x 515 x 530	--	200	-- / 13
Canister Stand	AB		105 x 510 x 150	--	--	-- / 2
Drum Support	FA 60-A	1	270 x 510 x 60	--	--	-- / 2
Clip-on Rotating Support	RA 60-A	1	270 x 510 x 80	--	--	-- / 4



- every unit tested for leakage
- flammable liquids, GHS categories 1 - 3
- hazardous to aquatic environment, GHS categories 1 - 4

Finish:

RAL 2000

RAL 3000

RAL 5012

RAL 6011

RAL 7005

galvanized

SUMP TRAYS TYPE AM / AO



AM-2



AO-4/A



AM-4/B

Storage of max. 4 x 200 litre drums or 200 l drums in combination with 60 litre drums and/or canisters and small cans

- construction made of 3 mm steel sheet
- 100 mm ground leeway
- conical construction
- strengthened by reinforced edging on two sides
- for use with a pallet truck or forklift truck

Types available

AM

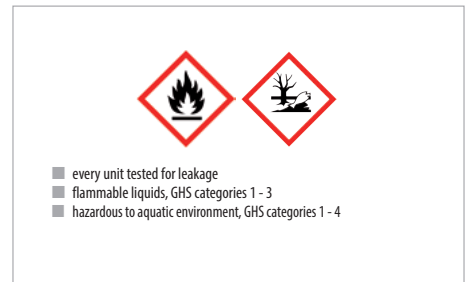
- with galvanized grid (load capacity 1000 kg/m²)

AO

- without grid
- can be stacked one inside another

Accessories (see page 116)

	Max. no. of 200 litre drums	Dimensions (l x w x h) in mm	Retention capacity in l	Weight in kg paint. / galv.
AM-1	1	800 x 800 x 545	243	59 / 63
AM-2	2	1200 x 800 x 415	250	71 / 75
AM-4/A	4	1200 x 1200 x 335	309	88 / 93
AM-4/B	4	2400 x 800 x 285	318	114 / 120
AO-1	-	800 x 800 x 545	241	47 / 51
AO-2	-	1200 x 800 x 415	265	53 / 57
AO-4/A	-	1200 x 1200 x 335	308	61 / 66
AO-4/B	-	2400 x 800 x 285	318	78 / 84



MOBILE SUMP TRAYS TYPE AW-F



AW-F 2 with fixture and tension belt



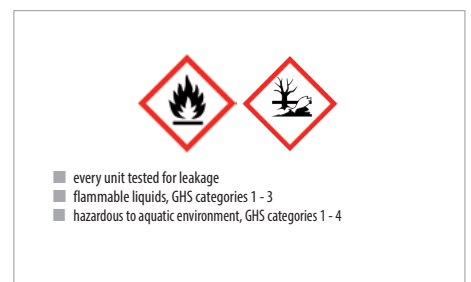
AW-F 1

Mobile storage of max. 2 x 200 litre drums

- construction made of 3 mm steel sheet
- galvanized grid (load capacity 1000 kg/m²)
- reinforced edging as grid support
- 2 swivel + 2 fixed polyamide castors
Ø 180 mm, one swivel castor with brake
– construction height 225 mm, handle

Accessories (see page 116)

- fixture and tension belt



	Max. no. of 200 litre drums	Dimensions (l x w x h) in mm incl. handle	Dim. tray only (l x w x h) in mm	Retention capacity in l	Weight in kg paint. / galv.
AW-F 1	1	870 x 800 x 1110	800 x 800 x 695	243	69 / 73
AW-F 2	2	1280 x 800 x 1110	1200 x 800 x 570	250	78 / 82

Finish:

RAL 2000

RAL 3000

RAL 5012

RAL 6011

RAL 7005

hot-dip galvanized

SUMP TRAYS TYPE WM / WO



Storage of max. 4 x 200 litre drums or 200 l drums in combination with 60 litre drums and/or canisters and small cans

- construction made of 3 mm steel sheet
- 100 mm ground leeway
- for use with a pallet truck or forklift truck

Types available

WM

- with galvanized grid (load capacity 1000 kg/m²)

WO

- without grid

Accessories (see page 116)



WM-4/200

Certified carbon neutral manufacturing is our contribution to achieving the goals for sustainable water management



WM-4/400



WO-4/200

	Max. no. of 200 litre drums	Dimensions (l x w x h) in mm	Retention capacity in l	Weight in kg
WM-2/200	2	1200 x 800 x 365	243	72
WM-4/200	4	1200 x 1200 x 290	255	91
WM-4/400	4	1200 x 1200 x 415	440	101
WO-2/200	-	1200 x 800 x 360	243	51
WO-4/200	-	1200 x 1200 x 285	255	60
WO-4/400	-	1200 x 1200 x 415	444	76

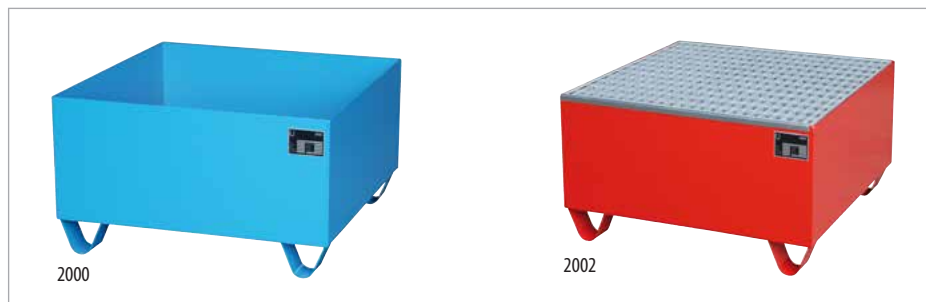


- every unit tested for leakage
- flammable liquids, GHS categories 1 - 3
- hazardous to aquatic environment, GHS categories 1 - 4

Finish:

galvanized

SUMP TRAYS TYPE SERIES 2000



Storage of max. 4 x 200 litre drums or 200 l drums in combination with 60 litre drums and/or canisters and small cans

- construction made of 3 mm steel sheet
- with/without galvanized grid (load capacity 1000 kg/m²)
- with/without supporting feet (100 mm ground leeway)



Type available

Type .../SW

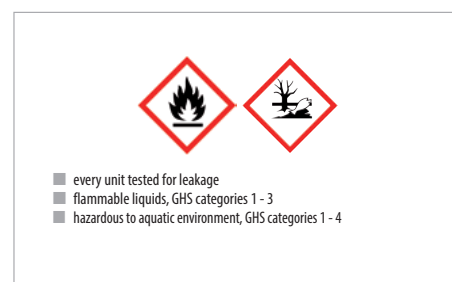
- splash protection walls on 3 sides, made of galvanized steel sheet, height 1000 mm

Accessories (see page 116)

- Drum Supports type FA, galvanized
- Clip-on Rotating Supports type RA for rotating the drums, galvanized
- Can Shelves type GR, galvanized



2018/SW (with splash protection walls)



- every unit tested for leakage
- flammable liquids, GHS categories 1 - 3
- hazardous to aquatic environment, GHS categories 1 - 4

	Max. no. of 200 litre drums	Finish	Grid	Supporting feet 100 mm ground leeway	Dimensions (l x w x h) in mm	Retention capacity in l	Weight in kg paint. / galv.
2000 / 2001	-	painted / galvanized	-	✓	800 x 800 x 460	222	43 / 46
2002 / 2003	1	painted / galvanized	✓	✓	800 x 800 x 460	221	57 / 60
2008 / 2009	-	painted / galvanized	-	-	1200 x 800 x 260	243	47 / 50
2010 / 2011	2	painted / galvanized	✓	-	1200 x 800 x 260	240	66 / 71
2016 / 2017	-	painted / galvanized	-	✓	1200 x 800 x 360	243	48 / 53
2018 / 2019	2	painted / galvanized	✓	✓	1200 x 800 x 360	240	69 / 73
2026 / 2027	-	painted / galvanized	-	-	1200 x 1200 x 185	259	57 / 63
2028 / 2029	4	painted / galvanized	✓	-	1200 x 1200 x 185	255	86 / 92

Finish:	RAL 2000	RAL 3000	RAL 5012	RAL 6011	RAL 7005	hot-dip galvanized
---------	----------	----------	----------	----------	----------	--------------------

SUMP TRAYS TYPE SERIES 2000



2030



2032



2041



2042




2048



2050

► Accessories (see page 116)



	Max. no. of 200 litre drums	Finish	Grid	Supporting feet 100 mm ground leeway	Dimensions (l x w x h) in mm	Retention capacity in l	Weight in kg paint. / galv.
2030 / 2031	-	painting / galvanized	-	✓	1200 x 1200 x 285	259	59 / 65
2032 / 2033	4	painting / galvanized	✓	✓	1200 x 1200 x 285	255	81 / 86
2040 / 2041	-	painting / galvanized	-	✓	2400 x 800 x 250	279	70 / 75
2042 / 2043	4	painting / galvanized	✓	✓	2400 x 800 x 250	273	124 / 132
2048 / 2049	-	painting / galvanized	-	✓	1800 x 800 x 275	245	58 / 62
2050 / 2051	3	painting / galvanized	✓	✓	1800 x 800 x 275	235	86 / 90

Finish:

RAL 2000

RAL 3000

RAL 5012

RAL 6011

RAL 7005

hot-dip galvanized

MOBILE SUMP TRAYS TYPE SERIE 2000



S 2004

Mobile storage of 200 litre drums

- Construction made of 3 mm steel sheet
- galvanized grid (load capacity 1000 kg/m²)
- 2 swivel + 2 fixed polyamide castors
Ø 100 mm, one swivel castor with brake
– construction height 225 mm, handle

Accessories

- fixture and tension belt for 1, 2 or 3 drums
- Drum Supports Type FA
- Clip-on Rotating Support Type RA



S 2020 with fixture and tension belt (accessories)




S 2021 with Drum Support type FA 200 (accessories)



S 2050 SR

▶ Accessories (see page 116)



- every unit tested for leakage
- flammable liquids, GHS categories 1 - 3
- hazardous to aquatic environment, GHS categories 1 - 4

	Max. no. of 200 litre drums	Finish	Dimensions incl. handle (l x w x h) in mm	Dim. tray only (l x w x h) in mm	Retention capacity in l	Weight in kg paint. / galv.
2004 / 2005	1	painted / galvanized	920 x 800 x 1115	800 x 800 x 615	221	68 / 72
2020 / 2021	2	painted / galvanized	1320 x 800 x 1115	1200 x 800 x 515	243	78 / 82
2050 SR / 2051 SR	3	painted / galvanized	1920 x 800 x 1115	1800 x 800 x 435	240	98 / 103

Finish:

RAL 2000

RAL 3000

RAL 5012

RAL 6011

RAL 7005

hot-dip galvanized

MOBILE SUMP TRAYS WITH PERFORATED PANEL **TYPE LPW 200**



LPW 200-2 with tool deposit and drip tray (accessories)

Dispense oils etc. from 200 litre drums, wherever necessary - mobile, safe, simple

- 3 mm steel sheet sump tray
- galvanized grid (load capacity 1000 kg/m²)
- hot-dip galvanized handles
- set of polyamide castors: 2 fixed and 2 swivel, (1 swivel castor with a brake) Ø 180 mm, construction height 225 mm

Types available

LPW 200-1 bis -3

- sturdy rear panel, perforated, galvanized steel sheet with 10 x 10 mm square holes, straight row pattern, 38 mm spacing allows tool holders to be positioned as required
- castors - Ø 180 mm, construction height 225 mm

LPW 200-4

- with perforated tool board
- assembly board on the sump tray
- with tension belt
- castors - Ø 100 mm - construction height 125 mm

Accessories (for LPW 200-1 to -3)

- galvanized tool deposit
- galvanized drip tray with fixture to hook up pump nozzle





LPW 200-3

LPW 200-1

LPW 200-4

	Max. no. of (Drums x l)	Dimensions (l x w x h) in mm	Retention capacity in l	Weight in kg paint. / galv.
LPW 200-1	1x 200	870 x 890 x 2110	222	100 / 104
LPW 200-2	2x 200	870 x 1290 x 2015	243	122 / 126
LPW 200-3	2x 200	1280 x 800 x 2015	243	110 / 114
LPW 200-4	1x 200	1450 x 800 x 1195	243	100 / 108

- every unit tested for leakage
- flammable liquids, GHS categories 1 - 3
- hazardous to aquatic environment, GHS categories 1 - 4

SPLINE SUMPS TYPE PWE



Storage of max. 4 x 200 litre drums or 200 l drums in combination with 60 litre drums

- Construction made of **2 mm** steel sheet
- drums stand on galvanized splines
- 100 mm ground leeway
- can be stacked



PWE 200-4 and 400-4 stacked

	Max. no. of 200 litre drums	Dimensions (l x w x h) in mm	Retention capacity in l	Load capacity in kg	Weight in kg paint. / galv.
PWE 200-2	2	1200 x 800 x 360	245	480	49 / 52
PWE 200-4	4	1200 x 1200 x 285	261	960	59 / 63
PWE 400-4	4	1200 x 1200 x 410	440	960	68 / 73

- every unit tested for leakage
- flammable liquids, GHS categories 1 - 3
- hazardous to aquatic environment, GHS categories 1 - 4

Finish: RAL 2000 RAL 3000 RAL 5012 RAL 6011 RAL 7005 hot-dip galvanized

SUMP TRAYS TYPE ECO-S



ECO-S 4/200 - shipping unit



ECO-S 2/200

A conical construction optimized for logistics; for the storage of max. 4 x 200 l drums or 200 l drums in combination with 60 litre drums and/or canisters and small cans

- construction made of **2 mm** steel sheet
- 100 mm ground leeway
- galvanized grid (load capacity 650 kg/m²)
- conical construction
- can be stacked one inside another (grid separate)
- for use with a pallet truck or forklift truck
- shipping unit: 15 pieces per Euro pallet

	Max. no. of 200 litre drums	Dimensions (l x w x h) in mm	Retention capacity in l	Weight in kg galvanized
ECO-S 2/200	2	1200 x 800 x 360	232	48
ECO-S 4/200	4	1200 x 1200 x 280	240	70
ECO-S 4/400	4	1200 x 1200 x 430	440	80

- every unit tested for leakage
- flammable liquids, GHS categories 1 - 3
- hazardous to aquatic environment, GHS categories 1 - 4

Finish: hot-dip galvanized

SUMP TRAYS TYPE ECO



Storage of max. 4 x 200 litre drums or 2 x 1000 litre containers (IBCs) or 200 l drums or an IBC in combination with 60 litre drums and/or canisters and small cans

- construction made of 2 mm steel sheet
- 100 mm ground leeway
- galvanized grid (load capacity 1000 kg/m²)

Types available

- ECO**
- without raised platform
- ECO-A**
- with raised platform

	Max. no. of 200 litre drums/1000 litre IBCs	Dimensions in mm (l x w x h)	Retention capacity in l	Weight painted / galv. in kg
ECO 1/200	1 / -	800 x 800 x 455	222	44 / 46
ECO 2/200	2 / -	1200 x 800 x 360	240	54 / 57
ECO 4/200	4 / -	1200 x 1200 x 285	261	68 / 71
ECO 4/400	4 / -	1200 x 1200 x 410	435	77 / 80
ECO 1/1000	- / 1	1460 x 1460 x 620	1100	141 / 147
ECO 2/1000	- / 2	2650 x 1300 x 435	1128	185 / 195
ECO-A 1/1000	- / 1	1460 x 1460 x 1083	1100	150 / 158
ECO-A 2/1000	- / 2	2650 x 1460 x 863	1128	233 / 244

- every unit tested for leakage
- flammable liquids, GHS categories 1 - 3
- hazardous to aquatic environment, GHS categories 1 - 4

SUMP TRAYS TYPE AW 8-12



Storage of max. 12 x 200 litre drums or 200 l drums in combination with 60 litre drums and/or canisters and small cans

- construction made of 3 mm steel sheet
- 100 mm ground leeway
- galvanized grid (load capacity 1000 kg/m²)

Accessories

- Drum Supports type FA, galvanized
- Clip-on Rotating Supports type RA for rotating the drums, galvanized
- Can Shelves type GR, galvanized

AW-12




► **Accessories** (see page 116)

AW-8

	Max. no. of 200 litre drums	Dimensions (l x w x h) in mm	Retention capacity in l	Weight in kg paint. / galv.
AW-8	8	2650 x 1300 x 210	340	190 / 200
AW-10	10	3250 x 1300 x 195	395	226 / 238
AW-12	12	3850 x 1300 x 200	468	260 / 274

- every unit tested for leakage
- flammable liquids, GHS categories 1 - 3
- hazardous to aquatic environment, GHS categories 1 - 4


MODULAR SUMP TRAYS TYPE MAW



Storage of max. 2 x 200 litre drums or 200 l drums in combination with 60 litre drums and/or canisters and small cans


Modular design, choose from:

- **Sump tray**
construction made of 3 mm steel sheet, 100 mm ground leeway, retention capacity 242 litres
- **Element No. 1**
grid including supports (load capacity 1000 kg/m²)
- **Element No. 2**
2 swivel + 2 fixed polyamide castors Ø 100 mm, one swivel castor with brake; construction height 125 mm, handle galvanized
- **Element No. 3**
2 runners
- **Element No. 4**
Drum Support FA 200-1 for horizontal storage of 1 x 200 litre drum, in kit form
- **Element No. 5**
Clip-on Rotating Support RA 200 for rotating the drums



- every unit tested for leakage
- flammable liquids, GHS categories 1 - 3
- hazardous to aquatic environment, GHS categories 1 - 4

- **Element No. 6**
surround with a door that can be locked



- every unit tested for leakage
- liquids with a flashpoint >55°C
- hazardous to aquatic environment, GHS categories 1 - 4



Element No. 1



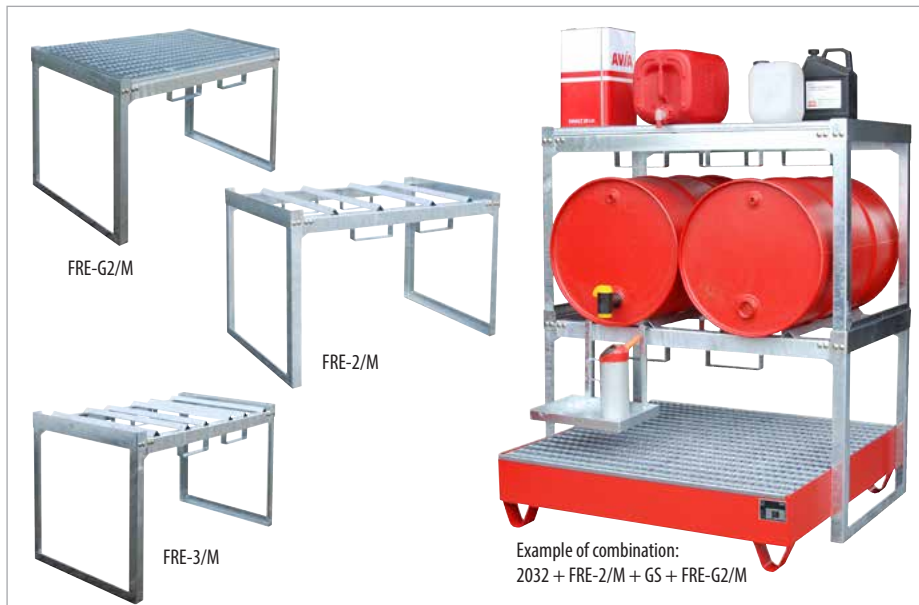
Element No. 3

	Dimensions (l x w x h) in mm	Weight in kg paint. / galv.
MAW Sump tray	1295 x 735 x 365	50 / 54
Element No. 1 grid including supports	715 x 1230 x 30	- / 19
Element No. 2 galvanized handle + castors	635 x 60 x 950	- / 7
Element No. 3 runners	1275 x 80 x 95	14 / 15
Element No. 4 galvanized Drum Support FA 200-1	540 x 775 x 445	- / 13
Element No. 5 galvanized Clip-on Rotating Support RA 200	320 x 720 x 75	- / 7
Element No. 6 galvanized surround	1295 x 740 x 1450	- / 91



Sump tray with Element No. 2

SHELF UNITS FOR DRUMS AND SMALL CANS TYPE FRE



Horizontal storage and filling. For max. 4 x 200 litre drums or in combination with 60 litre drums and/or canisters and small cans

Modular design, choose from:

- **Drum Shelf FRE/M** for 60 or 200 litres drums, hot-dip galvanized, with fork pockets, construction screwed together, can be stacked max. 2 high, **kit form**
- **Can Shelf FRE-G/M** for canisters and/or cans, hot-dip galvanized, with grid and fork pockets, can be stacked max. 2 high, **kit form**
- **Can Stand GS**
- **Clip-on Rotating Supports RA** for rotating 60 or 200 litre drums
- **Sump tray** from series 2000, 1200 x 800 mm and 1200 x 1200 mm, with/without grid


Combine these versatile modular units and plan your storage area to meet your needs.

Valid for all products on this page:

- every unit tested for leakage
- flammable liquids, GHS categories 1 - 3
- hazardous to aquatic environment, GHS categories 1 - 4

		Max. no. of drums x l	Dimensions (l x w x h) appr. in mm	Load capacity in kg	Weight in kg galv.
Drum Shelf	FRE-1/M	1 x 200	920 x 785 x 805	500	26
Can Shelf	FRE-G1/M		920 x 785 x 805	500	36
Sump tray	2016/2017/2018/2019		800 x 1200 x 360		
Drum Shelf	FRE-2/M	2 x 200	1320 x 785 x 805	500	31
Drum Shelf	FRE-3/M	3 x 60	1320 x 785 x 805	500	35
Can Shelf	FRE-G2/M		1320 x 785 x 805	500	43
Sump tray	2030/2031/2032/2033		1200 x 1200 x 285		
Can Stand	GS		400 x 300 x 350	10	5
Clip-on Rotating Support	RA 60		295 x 490 x 80		4
Clip-on Rotating Support	RA 200		320 x 720 x 80		7

DRUM SHELVES TYPE FR



Horizontal storage and filling; for max. 6 x 200 litre drums or 200 litre drums in combination with 60 litre drums

Modular design, choose from:

- **Drum Shelves FR** for 60/200 litre drums, galvanized, can be stacked max. 3 high, stacking corners with crane eyes
- **Can Shelf for small cans FRG** with galvanized grid for small cans, hot-dip galvanized, can be stacked max. 3 high, stacking corners with crane eyes
- **Sump Trays FRA** made of 3 mm steel sheet, 100 mm ground leeway, painted or hot-dip galvanized finish
- **Grid GR-FRA**, galvanized, for Sump Tray type FRA
- **Can Stand GS**
- **Clip-on Rotating Supports RA** for rotating 60/200 litre drums

Combination examples: FRA-2 + 2x FR-2 + FR-3

FRA-2 + FR-2

		Max. no. of drums no. x litres	Retention capacity in l	Dimensions (l x w x h) in mm	Load capacity in kg	Weight in kg paint. / galv.
Drum Shelf	FR-1	1 x 200		980 x 580 x 850	200	-- / 37
Sump tray	FRA-1		265	1200 x 800 x 415		52 / 56
Drum Shelf	FR-2	2 x 200		1380 x 580 x 850	400	-- / 43
Can Shelf	FRG			1380 x 580 x 850		
Sump tray	FRA-2		308	1200 x 1200 x 335		61 / 66
Drum Shelf	FR-3	3 x 60		1380 x 580 x 850	400	-- / 47
Can Shelf	FRG			1380 x 580 x 850		
Sump tray	FRA-3		308	1200 x 1200 x 335		61 / 66

Finish:

RAL 2000

RAL 3000

RAL 5012

RAL 6011

RAL 7005

hot-dip galvanized

DRUM SHELVES WITH SUMP TRAYS TYPE SERIE 3000



Basic shelf 3000
+ Extension shelf 3001



Basic shelf 3002




Basic shelf 3004




Basic shelf 3006



Basic shelf 3010



3013



3014



- every unit tested for leakage
- flammable liquids, GHS categories 1 - 3
- hazardous to aquatic environment, GHS categories 1 - 4



3015



3016

- 3012 Clip-on rotating support for 1 x 60 litre drum
- 3013 Clip-on rotating support for 1 x 200 litre drum
- 3014 Retainer bar, galvanized
- 3015 Can Stand, galvanized
- 3016 Corner guard

Store drums horizontally or in an upright position and dispense from them. For max. 8 x 200 litre drums or 12 x 60 litre drums

- sump trays aus 3 mm Stahlblech
- with/without galvanized grid
- 100 mm ground leeway
- retention capacity 220 litres
- upright frame
- cross beams, powder coated
- drum supports for 60 or 200 litre drums, galvanized

Type	Max. no. of drums / position	Shelf (w x d x h) in mm	Sump tray (w x d x h) in mm	Weight in kg
3000	4 x 200 litre drums horizontal	1510 x 800 x 2000	1330 x 1200 x 260	134
3001	4 x 200 litre drums horizontal	1430 x 800 x 2000	1330 x 1200 x 260	117
3002	6 x 200 litre drums horizontal	1510 x 800 x 2500	1330 x 1200 x 260	159
3003	6 x 200 litre drums horizontal	1430 x 800 x 2500	1330 x 1200 x 260	138
3004	9 x 60 litre drums horizontal	1510 x 800 x 2000	1330 x 1200 x 260	170
3005	9 x 60 litre drums horizontal	1430 x 800 x 2000	1330 x 1200 x 260	153
3006	12 x 60 litre drums horizontal	1510 x 800 x 2500	1330 x 1200 x 260	202
3007	12 x 60 litre drums horizontal	1430 x 800 x 2500	1330 x 1200 x 260	182
3010	4 x 200 litre drums horizontal/4 x 200 litre drums upright	1510 x 800 x 2500	1330 x 1200 x 260	170
3011	4 x 200 litre drums horizontal/4 x 200 litre drums upright	1430 x 800 x 2500	1330 x 1200 x 260	161

Finish:


Sump trays hot-dip galvanized

Upright frames similar to RAL 5010

Cross beams similar to RAL 2004

THIS PAGE IS CURRENTLY BEING UPDATED!

SHELF SUMPS TYPE RW



Shelf Sump RW 2700-1



Shelf Sump RW-GR 2700-3



Shelf Sump RW-GR 2700-1



Shelf Sump RW 2200-2



Shelf Sump RW 2200-1

Integrate Shelf Sumps into existing shelving systems – a cost-effective and efficient way of bringing them up to standard and ensuring they meet the legal requirements

- Construction made of 3 mm steel sheet

Types available

RW

- Shelf Sumps without grid
- 100 mm ground leeway

RW-GR

- Shelf Sumps with galvanized grid (load capacity 1000 kg/m²)
- 100 mm ground leeway

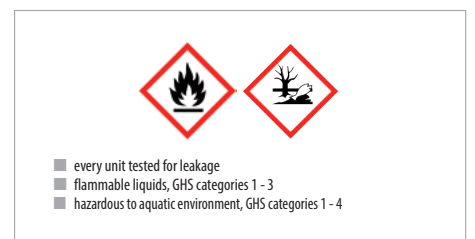
Individual construction on request

- for pick up using a straddle stacker



Shelf Sump RW 1800

without Grid	with Grid	For Cross Beam length in mm	Dimensions in mm (l x d x h)	Ret. cap. in l without/with Grid	Weight paint. in kg without/with Grid	Weight galv. in kg without/with Grid
RW 1800	RW-GR 1800	1800	1750 x 1300 x 250	331/324	80/134	86/141
RW 2200-1	RW-GR 2200-1	2200	2150 x 1300 x 225	338/329	91/163	98/172
RW 2200-2	RW-GR 2200-2	2200	2150 x 1300 x 505	1115/1105	136/204	147/215
RW 2700-1	RW-GR 2700-1	2700	2650 x 1300 x 210	345/338	106/190	114/200
RW 2700-2	RW-GR 2700-2	2700	2650 x 1300 x 300	674/670	123/200	133/212
RW 2700-3	RW-GR 2700-3	2700	2650 x 1300 x 435	1135/1124	148/226	160/239
RW 3300-1	RW-GR 3300-1	3300	3250 x 1300 x 195	373/360	126/232	136/244
RW 3300-2	RW-GR 3300-2	3300	3250 x 1300 x 265	675/663	141/247	152/261
RW 3300-3	RW-GR 3300-3	3300	3250 x 1300 x 380	1162/1150	166/265	179/280
	RW-GR 3600-3	3600	3550 x 1300 x 355	-----/1142	-----/278	-----/294



SUSPENDED SUMPS TYPE EHW



Suspended Sump Type EHW 1800



Suspended Sump Type EHW 2200

Integrate suspended sumps into existing shelving systems – a cost-effective and efficient way of bringing them up to standard and ensuring they meet the legal requirements

- construction made of 3 mm steel sheet
- galvanized grid (load capacity 1000 kg/m²)



Suspended Sump Type EHW 2700

Individual construction on request



Suspended Sump Type EHW 3600

	for Cross Beam length	Dimensions	Retention capacity	Weight in kg
	in mm	in mm (l x d x h)	in l	paint. / galv.
EHW 1800	1800	1750 x 1250/915 x 160	261	105 / 111
EHW 2200	2200	2150 x 1250/915 x 140	282	125 / 132
EHW 2700	2700	2650 x 1250/915 x 130	325	151 / 159
EHW 3300	3300	3250 x 1250/915 x 110	339	186 / 195
EHW 3600	3600	3550 x 1250/915 x 115	387	197 / 207

- every unit tested for leakage
- flammable liquids, GHS categories 1 - 3
- hazardous to aquatic environment, GHS categories 1 - 4

SUMP TRAYS TYPE AW



AW 450



AW 800

Storage of max. 10 x 200 litre drums or 3 x 1000 litre containers (IBCs) or 200 l drums or IBCs in combination with 60 litre drums and/or canisters and small cans

- construction made of 3 mm steel sheet
- 100 mm ground leeway
- galvanized grid (load capacity 1000 kg/m²)


Type available

Type AW/SW

- with splash protection wall on 3 sides, made of galvanized steel sheet, height 1000 mm

Accessories (see page 116)

Individual construction on request



AW 1000-2

AW 1000-10F



AW 1000

AW 1000-3/SW (with splash protection wall)

	Max. no. of 200 litre drums/1000 litre IBCs	Dimensions (l x w x h) in mm	Retention capacity in l	Weight in kg paint. / galv.
AW 450	4 / -	1460 x 1460 x 355	525	144 / 155
AW 800	4 / -	1460 x 1460 x 525	885	165 / 178
AW 1000	- / 1	1460 x 1460 x 630	1100	180 / 194
AW 1000-2	- / 2	2650 x 1300 x 435	1135	226 / 239
AW 1000-10F	10 / 2	2690 x 1650 x 375	1186	274 / 294
AW 1000-3	- / 3	3850 x 1300 x 340	1160	294 / 310



- every unit tested for leakage
- flammable liquids, GHS categories 1 - 3
- hazardous to aquatic environment, GHS categories 1 - 4

SUMP TRAYS TYPE AWA



AWA 1000



AWA 1000-2 + FP-2

Storage of max. 3 x 1000 litre containers (IBCs) or IBCs in combination with 60/200 litre drums and/or canisters and small cans

- construction made of 3 mm steel sheet
- 100 mm ground leeway
- with raised platform or
- combination of raised platform and galvanized grid (load capacity 1000 kg/m²)

Type available

Type AWA/SW

- with splash protection walls on 3 sides, made of galvanized steel sheet, height 1000 mm

Accessories (see page 116)

Individual construction on request



AWA 1000-3



AWA 21



AWA 31 + FP-2



AWA 32/SW (with splash protection wall)

► **Accessories** (see page 116)



- every unit tested for leakage
- flammable liquids, GHS categories 1 - 3
- hazardous to aquatic environment, GHS categories 1 - 4

	No. of raised platforms/grids	Max. no. of 1000 litre IBCs	Dimensions (l x w x h) in mm	Retention capacity in l	Weight in kg paint. / galv.
AWA 1000	1 / -	1	1460 x 1460 x 1090	1100	190 / 201
AWA 1000-2	2 / -	2	2650 x 1460 x 865	1140	282 / 296
AWA 1000-3	3 / -	3	3850 x 1460 x 780	1165	385 / 403
AWA 21	1 / 1	2	2650 x 1460 x 865	1140	272 / 291
AWA 31	1 / 2	3	3850 x 1460 x 780	1170	336 / 360
AWA 32	2 / 1	3	3850 x 1460 x 780	1170	362 / 387

Finish:	RAL 2000	RAL 3000	RAL 5012	RAL 6011	RAL 7005	hot-dip galvanized
----------------	----------	----------	----------	----------	----------	--------------------

GROUND PROTECTION SPILL TRAYS TYPE BSW 21-24



8 x BSW + 6 x AR + 1 x AE + 3 x KV + 10 x WV (accessories: Drum Trolley type FP-V, Drum Shelves type FR)

Ground protection spill trays for storage and filling; can be driven on

- max. surface load 5000 kg/m²
- max. wheel load 500 kg
- pallet and forklift truck accessible

Modular design, choose from:

- **Ground Protection Spill Trays BSW 21-24**
construction height 78 mm, with galvanized grid
- **Access Ramps AR**
- **Access Corner Piece AE**
- **Cross-shaped Connector KV**, galvanized
- **Tray Connecting Strip WV**, galvanized

	Ground Protection Spill Trays				Access Ramps			Access Corner Pieces	Cross-shaped Connectors	Tray Connecting Strips		
	BSW 21	BSW 22	BSW 23	BSW 24	AR 21	AR 22	AR 23	AE 24	KV 24	WV 21	WV 22	WV 23
Dimensions (lxwxh) in mm	1350x1350x78	1900x1350x78	2850x1350x78	2850x1900x78	1350x500x78	1900x500x78	2850x500x78	500x500x78	Ø 120 height 16	1330x55x30	1880x55x30	2850x55x30
Retention capacity in l	135	179	269	378	-	-	-	-	-	-	-	-
Weight in kg	115	160	238	347	31	42	63	6	0,5	2	3	4

GROUND PROTECTION SPILL TRAYS TYPE BSW 121-126



8 x BSW + 6 x AR + 1 x AE + 3 x KV + 10 x WV (Accessories: Drum Trolley FP-V, Drum Shelves FR)

Ground protection spill trays for storage and filling; can be driven on

- similar to BSW 21-24 but a different height.
Construction height: 123 mm

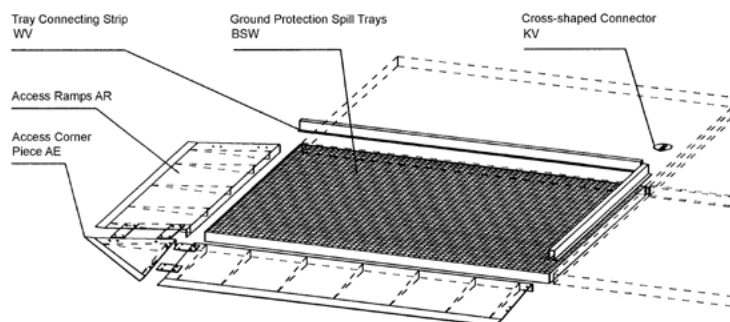
Accessories for BSW 21-24 and BSW 121-126

- metal skirting to connect to the wall, galvanized
- for more accessories (see page 116)

Valid for all products on this page:



- every unit tested for leakage
- flammable liquids, GHS categories 1 - 3
- hazardous to aquatic environment, GHS categories 1 - 4



	Tray Connecting Strip				Cross-shaped Connector
	WV 121	WV 122	WV 123	WV 124	KV 24
Length in mm	500	1000	2000	2500	Ø 120 H 16

	Ground Protection Spill Trays						Access Ramps				Access Corner Piece
	BSW 121	BSW 122	BSW 123	BSW 124	BSW 125	BSW 126	AR 121	AR 122	AR 123	AR 124	AE 124
Dimensions (lxwxh) in mm	500x500x123	1000x500x123	1000x1000x123	2000x1000x123	2500x500x123	2500x1000x123	500x1120x123	1000x1120x123	2000x1120x123	2500x1120x123	1120x1120x123
Retention capacity in l	28	55	113	226	140	263	-	-	-	-	-
Weight in kg	25	46	80	155	111	187	26	50	105	131	23

Finish: **galvanized** On request: **stainless steel**

GROUND PROTECTION SPILL TRAY FOR USE UNDER MACHINES **BSW**



For use under machines, bespoke design, according to the customer's specification



- every unit tested for leakage
- flammable liquids, GHS categories 1 - 3
- hazardous to aquatic environment, GHS categories 1 - 4

GROUND PROTECTION FLOOR ELEMENTS



Ground protection floor elements with a recess for a column and with a threshold ramp

German legislation (VAwS and WHG) stipulates that facilities that handle waterpolluting substances i.e. loading or unloading operations etc. must be equipped with adequate containment protection. Ground Protection Floor Elements fulfil these requirements and also help prevent mechanical damage to the floor.

- bespoke design to suit the location
- short lead times mean short downtimes
- steel or stainless steel elements
- various material strengths
- steel plates are welded together on site and fixed to the ground using dowels
- layed and fitted to a firm, level surface
- non-slip surface that can be walked on
- adequate load capacity for pallet trucks; suitably designed, floor elements can also be driven on by a truck or forklift

Accessories

- threshold ramps
- folded or curved thresholds that can be driven on
- drain channel with grate
- a layer of impact sound insulation material or thermal insulation material between the Ground Protection Floor Elements and the original floor surface
- metal skirting to connect to the wall
- emergency showers, exhaust systems
- grid gratings



Folded threshold, can be driven on



Drain channel with grate

Painted finish according to your choice from the RAL colour code chart

DRUM STACKING PALLET TYPE FSP



FSP-2 and Drum Lifter RS-I

Store, stack and transport drums using a pallet truck or forklift. For storage of max. 4 x 200 litre drums or 200 l drums in combination with 60 litre drums and/or canisters and small cans

- construction made of 3 mm steel sheet
- galvanized grid (load capacity 1000 kg/m²)
- 100 mm ground leeway
- stacking corners
- can be stacked (3 high)
- safety chain

Types available

FSP

- open sides

FSP-G

- splash protection wall on 3 sides

FSP-D

- mesh sides and back plate



FSP-1



FSP-2 G



FSP-4 D



FSP-2 and FSP-2 G

	Max. no. of 200 litre drums	Dimensions (l x p x w) in mm	Retention capacity in l	Weight in kg paint. / galv.
FSP-1	1	755 x 755 x 1590	225	93 / 102
FSP-2	2	920 x 1410 x 1490	245	125 / 133
FSP-4	4	1410 x 1410 x 1435	275	160 / 180
FSP-1 D	1	760 x 760 x 1590	225	103 / 113
FSP-2 D	2	920 x 1410 x 1490	245	141 / 152
FSP-4 D	4	1410 x 1410 x 1435	275	190 / 212
FSP-1 G	1	760 x 760 x 1590	225	112 / 122
FSP-2 G	2	920 x 1410 x 1490	245	156 / 168
FSP-4 G	4	1410 x 1410 x 1435	275	204 / 224



- every unit tested for leakage
- flammable liquids, GHS categories 1 - 3
- hazardous to aquatic environment, GHS categories 1 - 4

HAZARDOUS MATERIALS CABINETS WITH ROLLER SHUTTER DOOR **TYPE RSG**



Storage of 60 and 200 litre drums and/or canisters and small cans

- for indoor and outdoor use
- sturdy construction made of steel sheet
- roller shutter door made of aluminium
- natural air circulation
- lockable, cylinder lock
- finish: sump tray and intermediate level galvanized, body powder coated in RAL colours as shown in the table below

Types available

RSG-1

- with sump tray for the storage of max. 2 x 200 litre drums

RSG-2

- with sump tray for the storage of max. 6 x 60 litre drums and with galvanized grid as storage level for canisters and small cans

RSG-3

- with sump tray for the storage of max. 6 x 60 litre drums and with spill trays for canisters and small cans

RSG-4

- with 4 spill trays for canisters and small cans

Accessories

- height adjustable feet

RSG with feet (accessories)



RSG-1

RSG-2

RSG-3

RSG-4

	Max. no. of drums à 60 l / 200 l	Dimensions in mm (l x w x h)	Retention capacity in l	Weight in kg
RSG-1	- / 2	1300 x 870 x 1610	240	162
RSG-2	6 / -	1300 x 870 x 1610	91	162
RSG-3	6 / -	1300 x 870 x 1610	91+67	172
RSG-4	- / -	1300 x 870 x 1610	4 x 67	215



- every unit tested for leakage
- flammable liquids, GHS categories 1 - 3
- hazardous to aquatic environment, GHS categories 1 - 4

Finish body:

RAL 2000

RAL 3000

RAL 5012

RAL 6011

RAL 7005

HAZARDOUS MATERIALS DEPOTS TYPE GD



GD-C, GD-B and GD-A with GR-C



Storage of max. 2 x 200 litre drums or a 200 l drum in combination with 60 litre drums and/or canisters and small cans

- sump tray made of 3 mm steel sheet
- galvanized grid (load capacity 1000 kg/m²)
- 100 mm ground leeway

Types available

GD-A

- for indoor use
- splash protection walls
- safety chain

GD-B

- for outdoor use
- splash protection walls
- "all weather" glass fibre reinforced plastic hood (red) with gas compression springs
- barrel lock

GD-C

- for indoor use
- mesh walls and hood (red) to allow natural air circulation
- barrel lock

GD-A with GR-B (accessories)

GD-B with FA 60-1 (accessories)



- every unit tested for leakage
- flammable liquids, GHS categories 1 - 3 (GD-A and GD-C)
- hazardous to aquatic environment, GHS categories 1 - 4



- every unit tested for leakage
- flammable liquids, flash point >55°C (GD-B)
- hazardous to aquatic environment, GHS categories 1 - 4

	Max. no. of 200 litre drums	Dimensions (l x w x h) in mm	Retention capacity in l	Weight in kg paint. / galv.
GD-A	2	1420 x 790 x 1365	254	151 / 161
GD-B	2	1460 x 830 x 1460	254	174 / 184
GD-C	2	1430 x 820 x 1390	254	149 / 159

Accessories (see page 116)



HAZARDOUS MATERIALS CABINETS TYPE GS



GS-2 with intermediate storage level



GS-4

GS-1



Storage of max. 4 x 200 litre drums or 1 x 1000 litre container (IBC) or 200 l drums in combination with 60 litre drums and/or canisters and small cans

- for indoor use or use under cover
- sump tray made of 3 mm steel sheet
- galvanized grid (load capacity 1000 kg/m²)
- 100 mm ground leeway
- superstructure closed construction made of galvanized steel sheet
- lockable
- storage of drums possible even when pumps or funnels are fitted

Accessories

- intermediate storage level for canisters and small cans

	Max. no. of 200 litre drums/1000 litre IBCs	Dimensions in mm (l x w x h)	Retention capacity in l	No. of doors	Weight in kg paint. / galv.
GS-1	1 / -	840 x 690 x 1930	200	1	126 / 130
GS-2	2 / -	1680 x 690 x 1780	230	2	232 / 237
GS-3	4 / -	1475 x 1460 x 1805	525	1	349 / 358
GS-4	- / 1	1475 x 1460 x 2410	1085	1	426 / 438

- every unit tested for leakage
- flammable liquids, GHS categories 1 - 3
- hazardous to aquatic environment, GHS categories 1 - 4

HAZARDOUS MATERIALS DEPOTS TYPE GD-N



GD-N 2 with GR-A

Storage of max. 4 x 200 litre drums or 200 l drums in combination with 60 litre drums and/or canisters and small cans

- for indoor and outdoor use
- sump tray made of 3 mm steel sheet
- galvanized grid (load capacity 1000 kg/m²)
- made of galvanized steel sheet
- natural air circulation
- roof with gas compression springs
- can be locked
- storage of drums possible even when pumps or funnels are fitted

Types available

GD-N

- 2 hinged doors
- 100 mm ground leeway

GD-N/R

- folding front door, made of aluminium, can be used as access ramp



GD-N/R 4 und Drumskarre FP-V

Accessories

- intermediate galvanized grid (l x w) 1385 x 520 mm
1 piece for type GD-N 2
2 pieces for type GD-N 4
- Drum Supports FA, galvanized
- Clip-on Rotating Supports RA, galvanized
- Can Shelves GR, galvanized

► Accessories (see page 116)



	Max. no. of 200 litre drums	Dimensions in mm (l x w x h)	Retention capacity in l	Weight in kg galvanized
GD-N 2	2	1440 x 1015 x 1615	245	236
GD-N 4	4	1440 x 1500 x 1560	275	302
GD-N/R 2	2	1440 x 1015 x 1515	245	224
GD-N/R 4	4	1440 x 1500 x 1460	275	290



- every unit tested for leakage
- flammable liquids, GHS categories 1 - 3
- hazardous to aquatic environment, GHS categories 1 - 4

HAZARDOUS MATERIALS DEPOTS TYPE GD-E



GD-E/IBC 2



GD-E/IBC 2

GD-E/IBC



GD-E 4



GD-E 2

Storage of max. 4 x 200 litre drums or 1 x 1000 litre container (IBC) or 200 l drums in combination with 60 litre drums and/or canisters and small cans

- for indoor and outdoor use
- sump tray made of 3 mm steel sheet
- galvanized grid (load capacity 1000 kg/m²)
- 100 mm ground leeway
- superstructure closed construction made of galvanized, profiled steel sheet
- natural air circulation
- hinged door, lockable

Types available

GD-E

- hinged roof with 2 gas compression springs, easy to open or close

GD-E/IBC

- fixed roof

Accessories (see page 116)

- Drum Supports FA, galvanized
- Clip-on Rotating Supports RA, galvanized
- Can Shelves GR, galvanized

► Accessories (see page 116)



	Max. no. of 200 litre drums/1000 litre IBCs	Dimensions in mm (l x w x h)	Retention capacity in l	Weight in kg
GD-E 2	2 / -	1535 x 1290 x 1730	248	260
GD-E 4	4 / -	1535 x 1590 x 1710	284	305
GD-E/IBC	- / 1	1535 x 1590 x 2470	1110	375
GD-E/IBC 2	- / 2	2835 x 1595 x 2180	1145	530

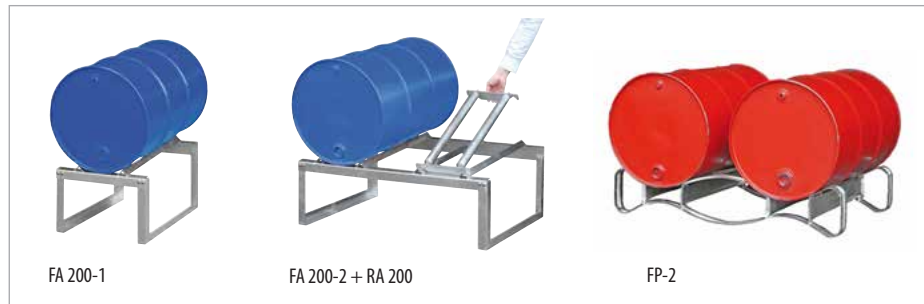

Finish:

galvanized



- every unit tested for leakage
- flammable liquids, GHS categories 1 - 3
- hazardous to aquatic environment, GHS categories 1 - 4

ACCESSORIES FOR SUMP TRAYS/HAZARDOUS MATERIALS DEPOTS



- **Drum Supports FA**, galvanized, for 60/220 litre drums. For horizontal storage and filling; used with a sump tray that has a grid, kit form
- **Clip-on Rotating Supports RA**, galvanized, for rotating 60/200 litre drums, fit Drum Supports type FA
- **Drum Pallets FP-2**, galvanized, for horizontal storage of 200 litre drums; can be stacked max. 5 high; max. fork width 150 mm
- **Can Shelves GR**, galvanized, various types available, kit form
- **Tension Belts** for 1, 2 or 3 200 litre drums, for mobile sump trays with handle
- **Tilting Canister Stands KAH**
 - ▶ easy to use, less effort required; available in various sizes for 5 - 60 litre canisters
 - ▶ construction made of steel sheet
 - ▶ can be fitted to a wall
 - ▶ galvanized



Tension Belt for 2x200 litre drums

		Max. no. of drums/small cans/canisters	Dimensions in mm (l x w x h)	Weight in kg
FA 60-1	Drum Support	1x 60 litre drum	355 x 545 x 455	11
FA 60-2	Drum Support	2x 60 litre drums	755 x 545 x 455	15
FA 60-3	Drum Support	3x 60 litre drums	1155 x 545 x 455	22
FA 200-1	Drum Support	1x 200 litre drum	540 x 775 x 445	14
FA 200-2	Drum Support	2x 200 litre drums	1155 x 775 x 445	20
RA 60	Clip-on Rotating Support	1x 60 litre drum	295 x 490 x 80	4
RA 200	Clip-on Rotating Support	1x 200 litre drum	320 x 720 x 80	7
FP-2	Drum Pallets	2x 200 litre drums	1280 x 750 x 250	22
GR-A	Can Shelf, 2 storage levels	Small cans	600 x 700 x 900	22
GR-B	Can Shelf, Drum Support/Storage level	1x 60 litre drum/small cans	600 x 700 x 900	22
GR-C	Can Shelf, 2 Drum Supports	2x 60 litre drums	600 x 700 x 900	22
Tension Belt		1x 200 litre drum		3
Tension Belt		2x 200 litre drums		3
Tension Belt		3x 200 litre drums		3
KAH-5	Spill Tray for Small Cans	1x 5 litre canister	360 x 270 x 520	5
KAH-25	Spill Tray for Small Cans	1x 25 litre canister	520 x 375 x 785	6
KAH-60	Spill Tray for Small Cans	1x 60 litre canister	520 x 470 x 825	9

SUMP TRAYS WITH PE INLAY TYPE AW/PE



Storage of max. 4 x 200 litre drums or 2 x 1000 litre containers (IBCs) containing aggressive substances or 200 l drums or an IBC in combination with 60 litre drums and/or canisters and small cans

- construction made of 3 mm steel sheet
- 100 mm ground leeway
- PE inlay
- fixing frame
- galvanized grid (load capacity 1000 kg/m²)

Individual construction on request

AW-1/PE



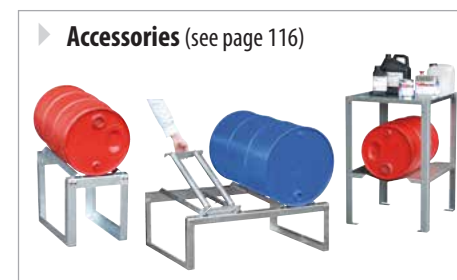
AW-1/PE




AW 1000-2/PE




AW 1000/PE



	Max. no. of 200 litre drums/1000 litre IBCs	Dimensions in mm (l x w x h)	Retention capacity in l	Weight in kg paint. / galv.
AW-1/PE	1 / -	815 x 815 x 470	208	73 / 77
AW-2/PE	2 / -	1215 x 815 x 365	226	89 / 93
AW-4/A/PE	4 / -	1215 x 1215 x 290	240	113 / 120
AW-4/B/PE	4 / -	2415 x 815 x 255	254	141 / 152
AW 1000/PE	- / 1	1475 x 1475 x 630	1053	211 / 227
AW 1000-2/PE	- / 2	2665 x 1315 x 440	1084	261 / 272



SHELF SUMPS WITH POLYETHYLENE INLAY TYPE RW PE



RW-GR 2700-1 PE



RW 2700-3 PE



RW-GR 2700-3 PE

For the storage of aggressive substances. Integrate shelf sumps into existing shelving systems – a cost-effective and efficient way of bringing them up to standard and ensuring they meet the legal requirements

- construction made of 3 mm steel sheet
- polyethylene inlay
- galvanized fixing frame

Types available

RW PE

- Shelf Sumps without grid
- 100 mm ground leeway

RW-GR PE

- Shelf Sumps with galvanized grid (load capacity 1000 kg/m²)
- 100 mm ground leeway

Individual construction on request

- for pick up using a straddle stacker

Without grid	With grid	For Cross Beam length in mm	Dimensions in mm (l x w x h)	Ret. cap. in l without/with grid	Weight paint. in kg without/with grid	Weight galv. in kg without/with grid
RW 1800 PE	RW-GR 1800 PE	1800	1765 x 1315 x 255	302/298	102/159	108/165
RW 2200-1 PE	RW-GR 2200-1 PE	2200	2165 x 1315 x 230	304/300	116/177	123/184
RW 2200-2 PE	RW-GR 2200-2 PE	2200	2165 x 1315 x 510	1067/1061	167/228	177/238
RW 2700-1 PE	RW-GR 2700-1 PE	2700	2665 x 1315 x 210	312/300	134/217	142/225
RW 2700-2 PE	RW-GR 2700-2 PE	2700	2665 x 1315 x 305	628/623	154/238	164/247
RW 2700-3 PE	RW-GR 2700-3 PE	2700	2665 x 1315 x 440	1081/1077	181/260	194/271
RW 3300-1 PE	RW-GR 3300-1 PE	3300	3265 x 1315 x 195	325/315	159/272	169/281
RW 3300-2 PE	RW-GR 3300-2 PE	3300	3265 x 1315 x 270	622/615	177/289	188/299
RW 3300-3 PE	RW-GR 3300-3 PE	3300	3265 x 1315 x 385	1100/1097	205/310	218/323




- every unit tested for leakage
- flammable liquids, GHS categories 1 - 3
- hazardous to aquatic environment, GHS categories 1 - 4

SUSPENDED SUMPS WITH PE INLAY **TYPE EHW PE**



EHW 2200 PE

EHW PE in the shelving system



EHW 1800 PE (presentation of the individual components)

Integrate suspended sumps into existing shelving systems – a cost-effective and efficient way of bringing them up to standard and ensuring they meet the legal requirements

- construction made of 3 mm steel sheet
- PE inlay
- galvanized fixing frame
- galvanized grid (load capacity 1000 kg/m²)

Individual construction on request

	for Cross Beam length in mm	Dimensions in mm (l x p x h)	Retention capacity in l	Weight in kg paint. / galv.
EHW 1800 PE	1800	1765 x 1265/915 x 165	173	139 / 145
EHW 2200 PE	2200	2165 x 1250/915 x 145	175	165 / 172
EHW 2700 PE	2700	2665 x 1265/915 x 135	200	198 / 206
EHW 3300 PE	3300	3265 x 1265/915 x 115	175	241 / 250

- every unit tested for leakage
- flammable liquids, GHS categories 1 - 3
- hazardous to aquatic environment, GHS categories 1 - 4

GREEN-LINE PE-SUMP TRAYS TYPE WP



WP-PE 1/11 with Dispensing Tray VB 1



WP 2/11



WP-PE 2/2



WPA-PE 4/2



WP-PE 8/11

Safe storage of 200 litre drums and 1000 litre containers (IBCs) in compliance with regulations

- robust, made of polyethylene
- compatible with acids, alkalis, oils and other non-flammable substances
- suitable for pick-up by forklift truck
- blue

Design with PE deck

for IBCs with a wooden or plastic pallet base

- **WP**

Design with PE base pallet

for drums or IBCs (or steel frame IBCs) with a wooden, steel or plastic pallet base

- **WP-PE**
- **WPA-PE** four-way access

Accessories

Dispensing Tray for Polyethylene Sump Pallets

- **VB 1** for WP-PE 1/11
- **VB 2** for WP 2/11 and WP-PE 2/11



Dispensing Tray VB 1
(for WP-PE 1/11)



Dispensing Tray VB 2
(for WP 2/11 and WP-PE 2/11)



	Max. no. of 200 litre drums/1000 litre IBCs	PE base- pallet	Dimensions in mm (l x w x h)	Retention capacity in l	Load capacity in kg	Weight in kg
WP 1/11	- / 1	-	1590 x 1455 x 715	1125	1500	80
WP 2/11	- / 2	-	2340 x 1360 x 510	1150	2500	67
WP-PE 2/2	2 / -	✓	1230 x 830 x 330	230	650	18
WP-PE 4/2	4 / -	✓	1280 x 1280 x 275	250	1250	25
WP-PE 4/4	4 / -	✓	1310 x 1310 x 370	410	1250	44
WPA-PE 2/2	2 / -	✓	1225 x 820 x 450	230	400	26
WPA-PE 4/2	4 / -	✓	1220 x 1220 x 390	250	800	34
WP-PE 1/11	- / 1	✓	1760 x 1350 x 710	1100	1500	96
WP-PE 2/11	- / 2	✓	2560 x 1350 x 500	1150	2500	118
WP-PE 8/11	8 / 2	✓	2560 x 1350 x 500	1500	2500	118
Dispensing Tray						
VB 1 for WP-PE 1/11	- / -	-	525 x 545 x 835	86		8,5
VB 2 for WP 2/11 and WP-PE 2/11	- / -	-	530 x 520 x 530	86		4

GREEN-LINE POLYETHYLENE SUMP TRAYS FOR PALLETS TYPE KWP-P



2x KWP-P 20 + 1x KWP-P 40 on a Euro pallet


KWP-P 100 with polyethylene deck with punched holes

The safe and mobile way to store canisters and small cans on Euro or chemical pallets

- robust, made of polyethylene
- compatible with acids, alkalis, oils and other non-flammable substances
- retention capacity 20 - 100 litres
- can be combined, dimensions optimized to fit pallets
- blue

Accessories

- polyethylene deck with punched holes



	Dimensions (l x w x h) in mm	Retention capacity in l	Load capacity in kg	Weight in kg
KWP-P 20	600 x 400 x 170	22	55	4
KWP-P 30	800 x 400 x 170	31	55	5
KWP-P 40	800 x 605 x 170	43	105	7
KWP-P 60	1000 x 605 x 200	63	205	10
KWP-P 100	1200 x 800 x 195	104	205	14

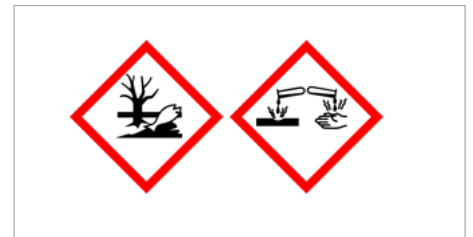
GREEN-LINE MOBILE POLYETHYLENE SUMP TRAY TYPE WPT



WPT 230

Storage and transport, for 1 x 200 litre drum

- safe for dispensing (anti-splash)
- tension belts
- one swivel castor with brake and two fixed castors
- easy to handle, one man operation
- blue



	Dimensions (l x w x h) in mm	Retention capacity in l	Load capacity in kg	Weight in kg
WPT 230	1600 x 740 x 640	230	300	44

GREEN-LINE POLYETHYLENE BUNDED SPILL FLOORING TYPE BWP



BWPS-PE 300 + Ramp BWR

Safe storage of canisters, small cans and 200 litre drums in compliance with regulations

- robust, made of polyethylene
- compatible with acids, alkalis, oils and other non-flammable substances
- with removable PE grid
- blue

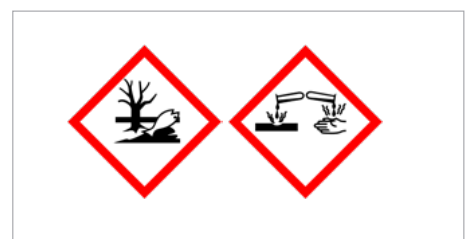
Accessories

- Ramp **BWR**
- Joining Element **BWV 2**
- Joining Element **BWV 4**



Joining Element

	Max. no. of 200 litre drums	Dimensions in mm (l x w x h)	Retention capacity in l	Load capacity in kg	Weight in kg
BWP-PE 150	-	1260 x 860 x 150	150	1000	20
BWP-PE 300	4	1660 x 1260 x 150	300	2000	40
BWPS-PE 300	4	2610 x 895 x 150	300	2000	48
Ramp type BWR	-	650 x 800 x 160	-	1000	9
Joining Element BWV 2	-	1260 x 140 x 40	-	-	2
Joining Element BWV 4	-	1660 x 140 x 40	-	-	2



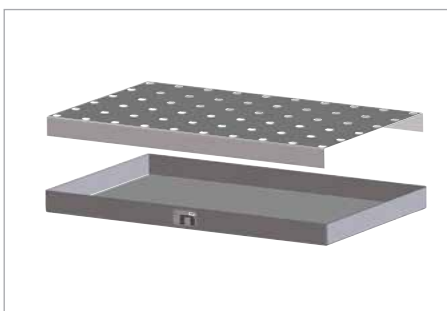
SPILL TRAYS FOR SMALL CANS OF STAINLESS STEEL TYPE KGW V4A



KGW 5/M V4A



KGW 3 V4A




Especially for the storage of small cans

- retention capacity 20 - 62 litres
- sump trays of 2 mm stainless steel for the storage of aggressive substances

Types available

KGW V4A - without deck with punched holes

KGW/M V4A - with deck with punched holes



	Dimensions in mm (l x w x h)	Ret. capacity in l without / with deck	Load capacity in kg	Weight in kg without / with deck
KGW 1 V4A / KGW 1/M V4A	940 x 370 x 60	20/19	150	8 / 14
KGW 2 V4A / KGW 2/M V4A	940 x 470 x 60	25/24	150	10 / 18
KGW 3 V4A / KGW 3/M V4A	1000 x 600 x 70	39/38	150	13 / 23
KGW 4 V4A / KGW 4/M V4A	1390 x 600 x 60	46/34	150	17 / 30
KGW 5 V4A / KGW 5/M V4A	1850 x 600 x 60	62/60	150	22 / 40

SPILL TRAYS FOR SMALL CANS OF STAINLESS STEEL FOR PALLET TYPE KGW-P V4A



On a Euro pallet 1200x800 mm: KGW-P 2 V4A and KGW-P 2/M V4A


The safe and mobile way to store canisters and small cans on Euro or chemical pallets

- retention capacity approx. 25 - 80 litres
- sump trays of 2 mm stainless steel for the storage of aggressive substances
- spill trays can be combined and are an exact fit for Euro pallets and chemical pallets

Types available

KGW-P V4A - without deck with punched holes

KGW-P/M V4A - with deck with punched holes



	Dimensions in mm (l x w x h)	Ret. capacity in l without / with deck	Load capacity in kg	Weight in kg without / with deck
KGW-P 1 V4A / KGW-P 1/M V4A	600 x 400 x 120	27/26	50	8 / 13
KGW-P 2 V4A / KGW-P 2/M V4A	800 x 600 x 120	55/54	100	13 / 22
KGW-P 3 V4A / KGW-P 3/M V4A	1200 x 800 x 100	91/89	200	22 / 36
KGW-P 4 V4A / KGW-P 4/M V4A	1200 x 600 x 120	82/80	200	18 / 31

STAINLESS STEEL SUMP TRAYS TYPE VAW



VAW-1



VAW-2 with grid (accessories)

Storage of max. 4 x 200 litre drums or 2 x 1000 litre containers (IBCs) containing aggressive substances or 200 l drums or an IBC in combination with 60 litre drums and/or canisters and small cans

- construction made of 2 mm stainless steel
- 100 mm ground leeway

Accessories (see page 116) as well as:

- galvanized grid (load capacity 1000 kg/m²)
- stainless steel grid (load capacity 1000 kg/m²)



VAW-4/A with grid (accessories)



VAW-4/B with grid (accessories)



VAW-1000 with grid (accessories)



VAW-1000-2 with grid (accessories)

	Max. no. of (200 litre drums/1000-l-IBC/)	Dimensions in mm (l x w x h)	Retention capacity in l	Weight in kg without/with grid
VAW-1	1 / -	800 x 800 x 465	222	30 / 44
VAW-2	2 / -	1200 x 800 x 360	243	33 / 51
VAW-4/A	4 / -	1200 x 1200 x 285	259	38 / 68
VAW-4/B	4 / -	2400 x 800 x 250	279	48 / 90
VAW-1000	- / 1	1460 x 1460 x 620	1100	103 / 147
VAW-1000-2	- / 2	2650 x 1300 x 435	1129	124 / 195

stainless steel construction

- every unit tested for leakage
- flammable liquids, GHS categories 1 - 3
- hazardous to aquatic environment, GHS categories 1 - 4

DIESEL FILLING POINTS **TYPE TAW**



TAW with a crash guard

Private filling point for diesel and biodiesel for indoor use or under cover

- sturdy steel construction
- non-slip surface that can be walked on
- must be anchored to solid ground
- thresholds on 3 sides, can be driven on

Accessories

- crash guard
- metal skirting to connect to the wall

Individual construction on request

	Dimensions in mm (l x w x h)	Retention capacity in l	Weight approx. in kg
TAW 1	4000 x 2000 x 50	166	412
TAW 2	5000 x 2550 x 50	266	631
TAW 3	6000 x 3050 x 50	390	884

DIESEL FILLING POINTS **TYPE KPS**



Private filling point for diesel and biodiesel for indoor use or under cover

- similar to TAW, but with a plug-in splash protection wall as a standard feature: galvanized steel sheet, 1000 mm high, must be assembled on site by customer

Individual construction on request

	Dimensions in mm (l x w x h)	Retention capacity in l	Weight approx. in kg
KPS 1	4000 x 2055 x 50	166	478
KPS 2	5000 x 2550 x 50	266	712
KPS 3	6000 x 3050 x 50	390	984



- every unit tested for leakage
- flammable liquids, GHS categories 1 - 3
- hazardous to aquatic environment, GHS categories 1 - 4

SUMP TRAYS FOR SKIPS TYPE CW



For use with skips filled with waste contaminated with emulsions, cooling lubricants, oils etc. Can be used indoors or under cover.

- for skips compliant with DIN 30720 up to 10 m³
- sturdy steel construction
- covered tray to avoid further contamination of any liquid
- 4 suction openings, protected by a removable sieve; fill level can be seen through the openings so they also function as a level indicator
- 5° inclined surface area
- crane eyes for use with crane
- easy to clean

Individual construction on request




CW 1



CW 3



Suction opening and level indicator



- every unit tested for leakage
- flammable liquids, GHS categories 1 - 3
- hazardous to aquatic environment, GHS categories 1 - 4

	Dimensions in mm (l x w x h)	Retention capacity in l	Surface load in kg	Weight in kg
CW 1	2300 x 2030 x 560	850	20000	558
CW 2	2800 x 2030 x 560	1036	20000	663
CW 3	3300 x 2030 x 560	1222	20000	767

Finish:	RAL 2000	RAL 3000	RAL 5012	RAL 6011	RAL 7005
----------------	----------	----------	----------	----------	----------

GAS CYLINDER CONTAINERS TYPE GFC-M



GFC-M5

Outdoor storage of gas cylinders, kit form with assembly instructions

- sturdy frame construction according to "TRGS 510"
- hinged door that can be locked
- prepared for anchoring to the ground

Types available

GFC-M

- without roof

GFC-M-DF

- without roof
- double hinged doors that can be locked, particularly useful for handling gas cylinder pallets

GFC-M/D

- with roof

GFC-M/D-DF

- with roof
- double hinged doors that can be locked, particularly useful for handling gas cylinder pallets

Accessories

- fixture with safety chain for safe storage of gas cylinders Ø 230 mm in an upright position
- galvanized grid floor, particularly useful on uneven ground
- galvanized rack type GFG for gas cylinders up to 11 kg, can be stacked; kit form, saves space



GFC-M5/D-DF



Galvanized grid floor



Fixture with safety chain

Size	Dimensions (l x w x h) in mm without/with roof	Max. no. of cylinders Ø 230 mm	Weight in kg	
			Type: GFC-M / -M/DF / -M/D / -M/D-DF	
GFC-M0	1085 x 1085 x ---- / 2100	16	---	--- / --- / 124 / ---
GFC-M1	2100 x 1085 x 2100 / 2190	32	179 / 179	201 / 201
GFC-M2	2100 x 1500 x 2100 / 2190	48	194 / 194	222 / 222
GFC-M3	2400 x 1500 x 2100 / 2190	54	217 / 213	254 / 250
GFC-M4	3100 x 1500 x 2100 / 2190	72	242 / 247	285 / 290
GFC-M5	3100 x 2100 x 2100 / 2190	96	282 / 287	344 / 349
GFG	1300 x 1000 x 850			37



2x type GFG, stacked

Finish:

hot-dip galvanized

GAS CYLINDER CONTAINERS TYPE GFC-E



GFC-E/T M4

Outdoor storage of gas cylinders, fully assembled, can be moved by a fork-lift truck

- sturdy frame construction according to "TRGS 510" with roof and floor
- double hinged doors that can be locked
- fork pockets for pick-up by forklift truck

Types available

GFC-E/T

- with stud plate floor (load capacity 1000 kg/m²)

GFC-E/G

- with grid floor (load capacity 1000 kg/m²)

Accessories

- fixture with safety chain; for safe storage of gas cylinders Ø 230 mm, in an upright position, with safety chain
- galvanized rack type GFG for the storage of gas cylinders up to 11 kg, can be stacked (2 high), kit form, saves space
- access ramps
- dividing wall



GFC-E/G M4 with dividing wall (accessories)



Access ramp



Fixture with safety chain



GFC-E/G M4 with dividing wall (accessories)

	Dimensions in mm (l x w x h)	Max. no. of gas cylinders Ø 230 mm	Weight in kg GFC-E/T / GFC-E/G
GFC-E M0	1085 x 1140 x 2170	16	210 / 194
GFC-E M1	2115 x 1155 x 2260	32	365 / 336
GFC-E M2	2115 x 1570 x 2260	45	432 / 393
GFC-E M3	2535 x 1575 x 2260	60	484 / 438
GFC-E M4	3135 x 1570 x 2260	78	583 / 518
GFC-E M5	3135 x 2170 x 2260	104	777 / 688
GFG	1300 x 1000 x 850		37

Finish:

hot-dip galvanized

GAS CYLINDER CONTAINERS TYPE GFC-B



GFC-B M5

Outdoor storage of gas cylinders, fully assembled, walls and roof fire-resistant

- sturdy frame construction according to "TRGS 510" with roof and floor
- F90 fire-resistant walls and roof; DIN 4102 compliant
- wire mesh hinged door that can be locked
- stud plate floor
- prepared for anchoring to the ground

Types available

GFC-B

- as above

GFC-B/W

- fire-resistant dividing wall, F90

Accessories

- fixture with safety chain; for safe storage of gas cylinders Ø 230 mm in an upright position
- galvanized rack type GFG for the storage of gas cylinders up to 11 kg, can be stacked (2 high); kit form, saves space



GFC-B M2



GFC-B with fire-resistant dividing wall

Type	Dimensions approx. in mm (l x w x h)	Max. no. of gas cylinders Ø 230 mm	Weight approx. in kg
GFC-B M0	1185 x 1120 x 2210	12	373
GFC-B M1 / GFC-B/W M1	2120 x 1210 x 2265	28 / 26	561 / 630
GFC-B M2 / GFC-B/W M2	2125 x 1610 x 2265	40 / 35	683 / 777
GFC-B M3 / GFC-B/W M3	2425 x 1610 x 2265	45 / 45	760 / 854
GFC-B M4 / GFC-B/W M4	3120 x 1610 x 2295	60 / 60	972 / 1050
GFC-B M5 / GFC-B/W M5	3120 x 2215 x 2295	95 / 94	1216 / 1328
GFG	1300 x 1000 x 850		37

Finish:

RAL 2000

RAL 3000

RAL 5012

RAL 6011

RAL 7005

RAL 9002

GAS CYLINDER CONTAINERS TYPE GFC



GFC + AR

	Dimensions in mm (l x w x h) in mm	Max. no. of (gas cylinders Ø 230 mm)	Weight in kg
GFC-1	3060 x 1360 x 2290	48 single cylinders or 2 pallets with 12 cylinders or 1 pallet with 12 cylinders + 24 single cylinders	556
GFC-2	3060 x 1360 x 2290	48 single cylinders or 2 pallets with 12 cylinders or 1 pallet with 12 cylinders + 24 single cylinders	496

Outdoor storage of gas cylinders according to "TRGS 510"

- sturdy frame construction
- roof and rear wall made of steel sheet
- double hinged doors that can be locked
- doors and side walls made of wire mesh
- galvanized grid floor
- foot plates for anchoring to the ground
- fixture with safety chain

Types available

GFC-1

- with grid floor (load capacity 1000 kg/m²)

GFC-2

- with stud plate floor (load capacity 1000 kg/m²)

Accessories

- Access Ramp type AR

GAS CYLINDER DEPOTS TYPE GFD



Indoor and outdoor storage of gas cylinders according to "TRGS 510"

- with rear wall, floor and intermediate level
- kit form - easy to assemble

Types available

GFD-G

- galvanized steel sheet
- closed construction
- with lock

GFD-L

- galvanized steel sheet
- natural air circulation, i.e. punched holes in the door and side walls
- with lock

GFD-R

- mobile, drive to wherever required
- with 2 handle bars and 2 wheels
- door and walls made of wire mesh
- door can be locked using a padlock (not part of the scope of supply)

	Dimensions in mm (l x w x h)	No. of doors / design	Max. no. of 11 kg gas cylinders	Weight in kg paint. / galv.
GFD-G 1	840 x 690 x 1475	1 / closed	10	-- / 91
GFD-G 2	1680 x 690 x 1475	2 / closed	20	-- / 182
GFD-L 1	840 x 690 x 1475	1 / punched holes	10	-- / 75
GFD-L 2	1680 x 690 x 1475	2 / punched holes	20	-- / 150
GFD-R 2	575 x 500 x 1580	1 / wire mesh	2	48 / 52
GFD-R 4	915 x 500 x 1580	1 / wire mesh	4	62 / 66

Finish:

RAL 2000

RAL 3000

RAL 5012

RAL 6011

RAL 7005

galvanized

GAS CYLINDER WALL BRACKETS TYPE GWH



GWH 320-I



GWH 230-II

	Max. no. of cylinders	For gas cylinder Ø in mm	Dimensions (l x w x h) in mm	Weight in kg
GWH 140-I	1	140	200 x 90 x 50	1
GWH 140-II	2	140	420 x 90 x 50	2
GWH 140-III	3	140	640 x 90 x 50	3
GWH 230-I	1	230	290 x 135 x 50	1
GWH 230-II	2	230	600 x 135 x 50	2
GWH 230-III	3	230	910 x 135 x 50	4
GWH 320-I	1	320	380 x 180 x 50	2
GWH 320-II	2	320	780 x 180 x 50	3
GWH 320-III	3	320	1180 x 180 x 50	5

Safe storage of 1, 2 or 3 gas cylinders

- sturdy steel sheet construction, hot-dip galvanized
- with safety chain
- pre-drilled holes for wall mounting
- single, double or triple bracket to hold cylinders of Ø 140, 230 or 320 mm



GWH 230-III

GREEN-LINE SAFETY CABINETS TYPE SIW



SIW 2005

	Dimensions (l x p x h) in mm	Retention capacity in l	Weight in kg
SIW 1005	1000 x 500 x 900	2 x 20	85
SIW 2005	1000 x 500 x 1800	4 x 20	123

Safe storage of canisters and small cans

- sturdy steel construction, GS-mark
- reinforced hinged doors with bascule lock (3 rods) bascule lock and safety lock cylinder
- cabinet body powder coated (inside and out) **RAL 7035**
- doors powder coated **RAL 5010**
- removable spill trays, galvanized, 70 mm high, can be fitted at 30 mm intervals


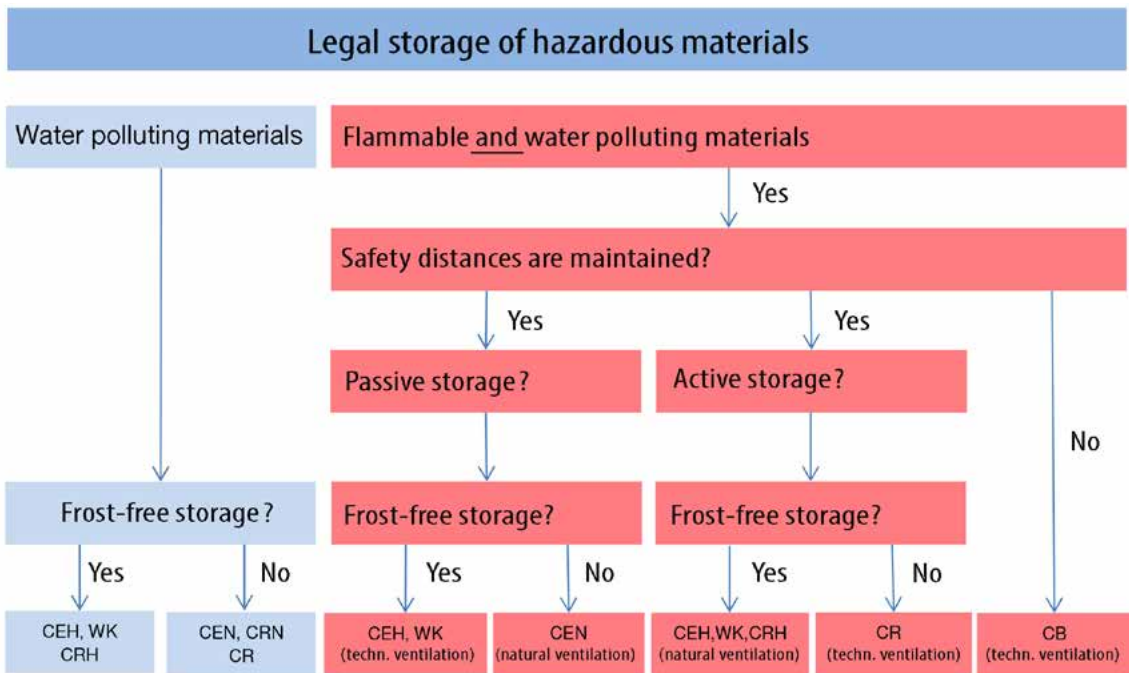


SIW 1005



- every unit tested for leakage
- flammable liquids, GHS categories 1 - 3
- hazardous to aquatic environment, GHS categories 1 - 4

STORAGE CONTAINERS FOR HAZARDOUS MATERIALS



Shelf Containers type CEN, natural ventilation



Shelf Containers, heatable or insulated Type CEH



Depot Containers, heatable or insulated Type CRH



Fire-proof container Type CB



Heating chambers Type WK



SHELF CONTAINERS TYPE CEN



2 storage levels, access from one side



2 storage levels, access from two sides



3 storage levels, access from two sides

Safe storage of flammable and environmentally hazardous substances – regulation compliant, for indoor and outdoor use

- sturdy steel frame construction with a sump tray and galvanized grids
- sump tray: material strength 5 mm
- ground leeway 100 mm
- natural ventilation
- with double wing doors or sliding doors
- guide track for the sliding doors (also serves as crash guard for the sump)
standard feature for containers with 3 storage levels, otherwise an optional extra
- prepared for anchoring to the ground
- with crane lifting eyes to facilitate loading/unloading and securing loads

Types available

see page 133

Accessories


- earthing / potential equalisation
- electrically operated rolling gate
- lighting (explosion proof lighting also available)
- fire extinguishing systems as specified
- Drum Supports FA, galvanized (please refer to page 116)
- Can Shelves GR, galvanized (please refer to page 116)
- PE inlays for sump trays
- stainless steel sump trays

Shelf Containers are also available in other sizes and a variety of RAL colours. Individual project engineering on request. Please contact us - we'll be glad to help.




- every unit tested for leakage
- flammable liquids, GHS categories 1 - 3
- hazardous to aquatic environment, GHS categories 1 - 4

SHELF CONTAINERS
2 storage levels
access from one side




	CEN 29-2	CEN 29-2 IBC	CEN 33-2 IBC	CEN 36-2	CEN 59-2	CEN 59-2 IBC	CEN 65-2 IBC	CEN 75-2	CEN 81-2
Storage capacity									
EP / CP3 / IBC *	6 / 4 / -	- / - / 4	- / - / 6	8 / - / -	12 / 8 / -	- / - / 8	- / - / 12	16 / 8 / -	16 / 12 / -
Ext. dimensions (wxd)	3175 x 1500	3175 x 1500	3510 x 1500	3910 x 1500	6245 x 1550	6245 x 1550	7100 x 1550	7800 x 1550	8400 x 1550
(h) approx. mm	2980	3465	3485	3190	2980	3465	3395	3150	3150
Int. dimensions (wxd)	2970 x 1270	2970 x 1270	3300 x 1270	3600 x 1270	2920 x 1270	2920 x 1270	3250 x 1270	3550 x 1270	3850 x 1270
(h) approx. mm	1250	1400	1400	1250	1250	1400	1400	1250	1250
Retention capacity in l	484	1187	1000	480	968	2000	1600	1500	1600
Type of doors	Double wing doors	Double wing doors	Double wing doors	Double wing doors	Sliding doors	Sliding doors	Sliding doors	Sliding doors	Sliding doors

SHELF CONTAINERS
3 storage levels
access from one side
two-part construction to
facilitate transportation




	CEN 29-3	CEN 29-3 IBC	CEN 33-3 IBC	CEN 36-3	CEN 59-3	CEN 59-3 IBC	CEN 65-3 IBC	CEN 75-3	CEN 81-3
Storage capacity									
EP / CP3 / IBC *	9 / 6 / -	- / - / 6	- / - / 9	12 / - / -	18 / 12 / -	- / - / 12	- / - / 18	24 / 12 / -	24 / 18 / -
Ext. dimensions (wxd)	3275 x 1500	3275 x 1500	3610 x 1500	3910 x 1500	6345 x 1550	6345 x 1550	7200 x 1550	7800 x 1550	8400 x 1550
(h) approx. mm	4415	4965	4985	4550	4415	4965	4950	4550	4550
Int. dimensions (wxd)	2970 x 1270	2970 x 1270	3300 x 1270	3600 x 1270	2920 x 1270	2920 x 1270	3250 x 1270	3550 x 1270	3850 x 1270
(h) approx. mm	1250	1400	1400	1250	1250	1400	1400	1250	1250
Retention capacity in l	480	1000	1000	480	960	2000	1800	1500	1600
Type of doors	Double wing doors	Double wing doors	Double wing doors	Double wing doors	Sliding doors	Sliding doors	Sliding doors	Sliding doors	Sliding doors

SHELF CONTAINERS
2 storage levels
access from two sides



	CEN 29-2b	CEN 29-2b IBC	CEN 33-2b IBC	CEN 36-2b	CEN 59-2b	CEN 59-2b IBC	CEN 65-2b IBC	CEN 75-2b	CEN 81-2b
Storage capacity									
EP / CP3 / IBC *	12 / 8 / -	- / - / 8	- / - / 12	16 / - / -	24 / 16 / -	- / - / 16	- / - / 24	32 / 16 / -	32 / 24 / -
Ext. dimensions (wxd)	3275 x 2950	3275 x 2950	3610 x 2950	4010 x 2950	6345 x 2950	6345 x 2950	7200 x 2950	7800 x 2950	8400 x 2950
(h) approx. mm	2980	3465	3485	3190	3070	3370	3395	3150	3150
Int. dimensions (wxd)	2970 x 1290 (2x)	2970 x 1290 (2x)	3300 x 1290 (2x)	3600 x 1290 (2x)	2920 x 1290 (2x)	2920 x 1290 (2x)	3250 x 1290 (2x)	3550 x 1290 (2x)	3850 x 1290 (2x)
(h) approx. mm	1250	1400	1400	1250	1250	1400	1400	1250	1250
Retention capacity in l	640	2000	2000	960	2000	2000	2760	3000	3200
Type of doors (both sides)	Double wing doors	Double wing doors	Double wing doors	Double wing doors	Sliding doors	Sliding doors	Sliding doors	Sliding doors	Sliding doors

SHELF CONTAINERS
access from two sides
two-part construction to
facilitate transportation



	CEN 29-3b	CEN 29-3b IBC	CEN 33-3b IBC	CEN 36-3b	CEN 59-3b	CEN 59-3b IBC	CEN 65-3b IBC	CEN 75-3b	CEN 81-3b
Storage capacity									
EP / CP3 / IBC *	18 / 12 / -	- / - / 12	- / - / 18	24 / - / -	36 / 24 / -	- / - / 24	- / - / 36	48 / 24 / -	48 / 36 / -
Ext. dimensions (wxd)	3275 x 2950	3275 x 2950	3610 x 2950	3910 x 2950	6345 x 2950	6345 x 2950	7200 x 2950	7800 x 2950	8400 x 2950
(h) approx. mm	4415	4965	4985	4540	4415	5000	4950	4550	4550
Int. dimensions (wxd)	2970 x 1290 (2x)	2970 x 1290 (2x)	3300 x 1290 (2x)	3600 x 1290 (2x)	2920 x 1290 (2x)	2920 x 1290 (2x)	3250 x 1290 (2x)	3550 x 1290 (2x)	3850 x 1290 (2x)
(h) approx. mm	1250	1400	1400	1250	1250	1400	1400	1250	1250
Retention capacity in l	960	2000	2000	960	1920	4000	3600	3000	3200
Type of doors (both sides)	Double wing doors	Double wing doors	Double wing doors	Double wing doors	Sliding doors	Sliding doors	Sliding doors	Sliding doors	Sliding doors

* EP = Euro pallets CP3 = Chemical pallets IBC = Intermediate Bulk Container

DEPOT CONTAINERS TYPE CEH



Insulated storage container - safe, compliant, temperature controlled storage of flammable materials and materials that pose a threat to the environment. For use indoors or outdoors.

- sturdy steel frame construction with a sump tray and galvanized grids
- sump tray: material strength 5 mm
- ground leeway 100 mm
- various types of insulation (e.g. non combustible fire classification A1, DIN 13501-1 compliant)
- F90 cladding, fireproof protection from inside and outside
- with double wing doors or sliding doors
- guide track for the sliding doors (also serves as crash guard for the sump)
- prepared for anchoring to the ground
- with crane lifting eyes to facilitate loading/unloading and securing loads

Accessories

- insulation, reaction to fire classification A2-s1 d0, DIN EN 13501-1 compliant (for the storage of non combustible materials)
 - natural or technical ventilation
 - earthing / potential equalisation
 - heating/air conditioning/air circulation fan to improve warm air distribution (explosion proof systems also available)
 - electrically operated roll up door
 - lighting (explosion proof lighting also available)
 - fire extinguishing systems as specified
 - Drum Supports FA, Can Shelves GR galvanized (please refer to page 105)
 - PE inlays for sump trays
 - stainless steel sump trays
- Note:
Heating Chambers - please refer to page 137



Depot Containers are also available in other sizes and a variety of RAL colours. Individual project engineering on request. Please contact us - we'll be glad to help.



- every unit tested for leakage
- flammable liquids, GHS categories 1 - 3
- hazardous to aquatic environment, GHS categories 1 - 4

	CEH 29-2	CEH 29-2 IBC	CEH 36-2 IBC	CEH 38-2	CEH 59-2	CEH 59-2 IBC	CEH 75-2 IBC	CEH 81-2
Storage levels	2	2	2	2	2	2	2	2
Storage capacity*								
EP / CP3 / IBC**	6 / 4 / -	- / - / 4	- / - / 6	8 / - / -	12 / 8 / -	- / - / 8	- / - / 12	16 / 12 / -
Ext. dimensions*** (wxd)	3220 x 1500	3220 x 1500	3850 x 1500	4150 x 1500	6440 x 1550	6440 x 1550	7800 x 1550	8400 x 1550
(h) approx. mm	3030	3510	3550	3140	3030	3510	3490	3190
Int. dimensions(wxd)	2970 x 1290	2970 x 1290	3500 x 1290	3800 x 1290	2920 x 1270	2920 x 1270	3550 x 1290	3850 x 1290
(h) approx. mm	1250	1400	1400	1250	1250	1400	1400	1250
Retention capacity in l	320	1000	1000	480	640	2000	1500	1600
Type of doors	Double wing doors	Double wing doors	Double wing doors	Double wing doors	Sliding doors	Sliding doors	Sliding doors	Sliding doors

* storage capacity can vary, depending on the type heating system chosen

** EP = Euro pallets CP3 = Chemical pallets IBC = Intermediate Bulk Container

*** External dimensions and internal shelf widths vary, depending on the type of insulating material used (thickness) and type of heating system chosen

Finish:

RAL 2000

RAL 3000

RAL 5012

RAL 6011

RAL 7005

RAL 9002

DEPOT CONTAINERS TYPE CR / CRN / CRH



Walk-in container, for indoor or outdoor use; storage space or a workplace for dispensing/decanting; also pallet truck accessible

- sturdy steel frame construction with a sump tray and galvanized grids
- double wing doors or sliding doors
- double wing doors with emergency panic lock
- sump tray: material strength 5 mm
- retention capacity calculated to comply with legal requirements
- with crane lifting eyes to facilitate loading/unloading and securing loadsg

Types available

CR

- as above

CRN

- natural ventilation

CRH

- insulated

Accessories

- with natural or technical ventilation
- heating/air conditioning/air circulation fan to improve warm air distribution (explosion proof systems also available)
- shelving systems / pallet racking
- local exhaust ventilation (workplace fume/dust extraction)
- emergency shower / emergency cabinet
- gas detector
- earthing / potential equalisation
- windows
- PE inlays for sump trays
- stainless steel sump trays



Our standard is made to measure



- every unit tested for leakage
- flammable liquids, GHS categories 1 - 3
- hazardous to aquatic environment, GHS categories 1 - 4

Painted finish according to your choice from the RAL colour code chart

FIREPROOF CONTAINERS TYPE CB / RCB



RCB with Small Can Shelving and lighting

Insulated container, for indoor or outdoor use; storage space or a workplace for dispensing/decanting. For flammable, oxidising or poisonous materials

- fire resistant from inside and outside, F90 DIN 4102 compliant
- sturdy steel frame construction with a sump tray and galvanized grids
- sump tray: material strength 5 mm
- self-closing vents
- mechanical, self-closing T90 wing doors with panic lock on the long side (can also be fitted on the short side on request)
- crane lifting eyes to facilitate loading/unloading and securing loads
- prepared for anchoring to the ground
- potential equalisation
- fan for Ex Zone 2

Accessories

- access ramp made of non-slip steel sheet
- fan for Ex Zone 1 incl. exhaust air monitoring function
- doors with magnetic door holder and automatic door closer activated in the event of a fire
- siren/lamp
- lighting
- Small Can Shelving, Drum Supports FA, galvanized



RCB with the door on the short side

HEATING CHAMBERS TYPE WK



Field of Application

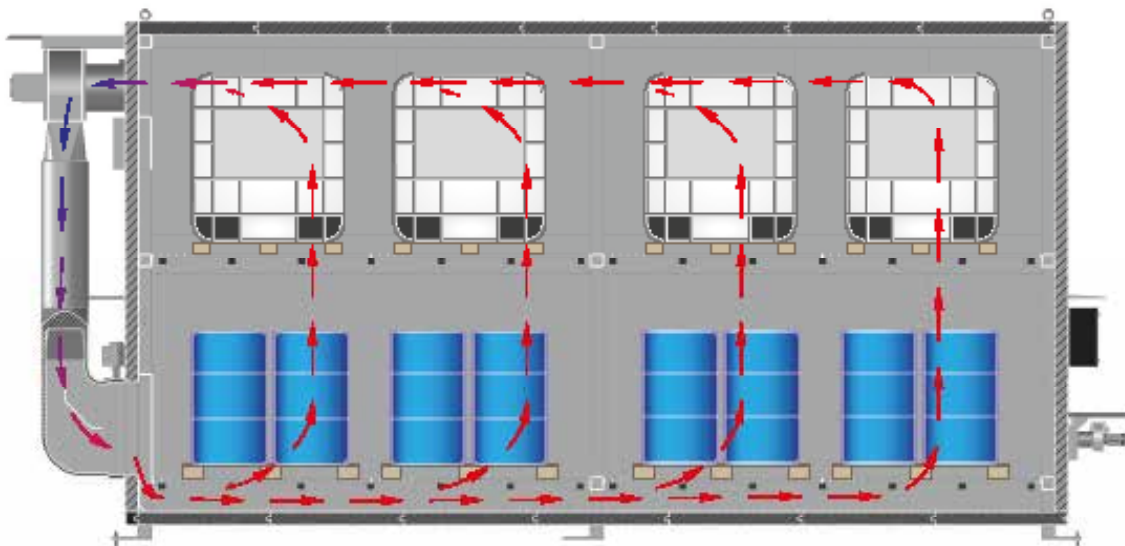
- heat substances, temperature range from frost free to 150° C
- melt materials
- "temper" material i.e. modify properties
- maintain a constant material temperature

A Variety of Designs

- various heating systems (electric / steam / warm water / thermal fluid etc.)
- control systems: fault sensor, temperature display, time switch, systems that use lost heat
- approved sumps, made of various materials (steel, stainless steel, PE)
- special coating inside/outside
- wing doors / sliding doors
- suitable for: Euro or chemical pallets, IBCs, 60/200 litre drums, canisters and small cans
- the max. storage capacity for Heating Chambers is: 18 pcs IBC or 18 pcs CP3 (each 4 x 200 l drum) or 24 pcs EP (each 2 x 200 l drum).
- two-part construction available where there are height restrictions (access to the building or during transportation). The two parts must be fitted together on site.

Salient Features

- DIBt National Approval Z-38.5-103 (German Approval Authority)
- energy-efficient thanks to customized insulation
- highly effective -> low operating costs
- bespoke chamber dimensions (w/h/d)
- optimal, uniform warm air distribution - warm air is blown into the chamber through the air ducts and baffle plates (across the entire width of the container)
- sturdy locking mechanisms, e.g. double wing door with cam lock
- heating chambers are easy to transport (non-stationary) and can be positioned to deliver maximum benefit to an existing manufacturing process
- **"Our standard is made to measure"**
- individual constructions according to customer requirements



Ideal, uniform distribution of warm air - highly effective

HEATING CHAMBERS TYPE WK



Switch cabinet with digital temperature display

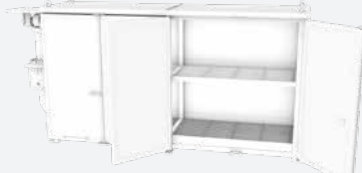


Electric power unit

Design

- sturdy steel frame construction with a sump tray and galvanized grids
- sump tray: material strength 5 mm
- 100 mm ground leeway
- non-combustible insulation, fire classification A1 DIN 13501-1 compliant, insulation 100 mm thick
- with double wing doors
- prepared for anchoring to the ground
- crane lifting eyes to facilitate loading/unloading and securing loads
- electric heating, achieves max. 65°C (not ex) alternatively achieves max. 85°C
- switch cabinet with digital temperature display

Heating chambers 2 storage levels



	WK 29-2 E65	WK 29-2 E85	WK 57-2 E65	WK 57-2 E85
Storage capacity				
EP / CP3 / IBC*	6 / 4 / 4	6 / 4 / 4	12 / 8 / 8	12 / 8 / 8
Ext. dimensions (wxd)				
(h) approx. in mm	4150 x 1700 3695	4150 x 1700 3695	7050 x 1700 3695	7050 x 1700 3695
Int. dimensions (wxd)				
(h) approx. in mm	2700 x 1290 1375	2700 x 1290 1375	2700 x 1290 1375	2700 x 1290 1375
Retention capacity in l	1000	1000	2000	2000
max. temperature chamber	65° C	85° C	65° C	85° C
Type of doors	Double wing doors	Double wing doors	2 x Double wing doors	2 x Double wing doors

* EP = Euro pallets CP3 = Chemical pallets IBC = Intermediate Bulk Container

Also available on request: other sizes, designs suitable for flammable materials, other RAL colours and individual project engineering. Please contact us – we'll be glad to help.



- every unit tested for leakage
- flammable liquids, GHS categories 1 - 3
- hazardous to aquatic environment, GHS categories 1 - 4

Finish:

RAL 2000

RAL 3000

RAL 5012

RAL 6011

RAL 7005

RAL 9002

HEATING CHAMBERS TYPE WK INDIVIDUAL CONSTRUCTIONS



COLLECTION POINTS TRGS 520 COMPLIANT (German legislation, Technical Rules for Hazardous Substances)



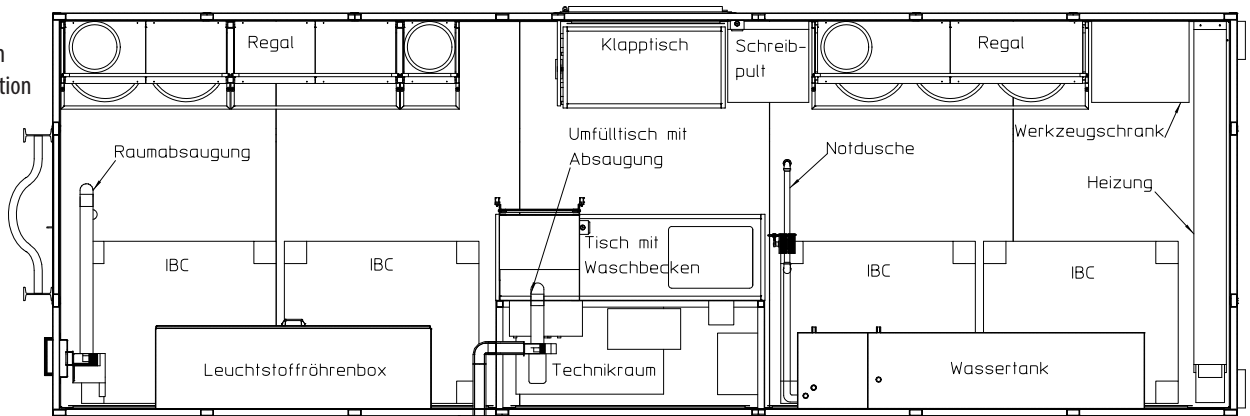
Collection of hazardous materials produced by households, TRGS 520 compliant.

- mobile or stationary unit
- size of reception area and workspace can be varied
- can be infinitely extended
- equipped according to the given requirement
- insulated reception area; workspace not insulated
- exterior fireproof walls (90 minutes) where safety clearance is not given
- retention capacity according to the relevant legal requirement and stipulations for the location in question

Complete solutions from one source

- cost-effective planning
- negotiations with authorities/approvals
- supply and assembly

Example:
basic configuration
for a mobile collection
point



Painted finish according to your choice from the RAL colour code chart

COLLECTION POINTS TRGS 520 COMPLIANT



Accessories

- office integrated into workspace
- window(s) with shutters
- mobile reception desk
- extraction systems for workspace
- emergency eye wash and shower equipment
- shelving systems
- pallet racking
- explosion proof heating
- explosion proof air conditioning
- explosion proof electrical equipment, including lighting, switches, sockets, etc.
- emergency cabinet
- wash basin
- safety cabinet
- reception area covered by a roof



Explosion proof electric heating



- every unit tested for leakage
- flammable liquids, GHS categories 1 - 3
- hazardous to aquatic environment, GHS categories 1 - 4

Painted finish according to your choice from the RAL colour code chart

HAZARDOUS MATERIALS STORAGE FACILITIES



Safe storage of materials that pose a threat to the environment (e.g. flammable or poisonous materials, oxidising agents, acids, alkalis etc.) – in compliance with the relevant legislation

- mobile, can be extended
- covered area for loading and unloading
- insulated to protect from frost
- with fire compartments
- integrated decanting/transfer workspace
- trapezoidal roofing sheets, translucent roof panels etc.
- wide range of fire fighting water containment systems
- storage areas for skips
- various types of sump tray available:
 - ▶ steel / stainless steel
 - ▶ PE inlays
 - ▶ coatings
- steel or concrete construction depending on the conditions on site and monies available



Accessories

- gangways with sealed floor
- integrated doors close the gangways
- heating / air conditioning
- lighting for gangways (explosion proof systems available)
- fire extinguishing systems according to the given specification / fire warning systems
- emergency shower / emergency cabinet
- fire-fighting water containment barriers
- gas detector
- other safety equipment according to the given specification
- earthing / potential equalisation



Our standard is made to measure



- every unit tested for leakage
- flammable liquids, GHS categories 1 - 3
- hazardous to aquatic environment, GHS categories 1 - 4


Painted finish according to your choice from the RAL colour code chart

HAZARDOUS MATERIALS STORAGE FACILITIES



Painted finish according to your choice from the RAL colour code chart

EXAMPLES FOR INDIVIDUAL CONSTRUCTIONS



HAZARDOUS MATERIALS CONTAINERS



Special Waste Containers 147-148
for solids and paste-like substances



Large Salvage Packaging 149



Special Waste Containers 150
for aerosol cans



Special Waste Containers 151
for solids, pastelike substances and hazardous liquids



Special Waste Containers 152-156
for hazardous liquids



Supply and Disposal Containers 157-158
for hazardous liquids



Mobile Filling Stations 159-160



Fluorescent Tube Boxes 161




Used Battery Containers 162



Lithium-Ion Storage Container 163

CARRIAGE OF DANGEROUS GOODS



Among others, the following laws, regulations and guidelines must be observed when transporting materials that pose a threat to the environment.

- ADR** European Agreement concerning the International Carriage of Dangerous Goods by Road
- RID** Regulations concerning the International Transport of Dangerous Goods by Rail
- IMDG-Code** International Maritime Dangerous Goods Code
- GGVSEB** German Regulations concerning the International Carriage of Dangerous Goods by Road, Rail and Inland Waterways

Packaging Group Level Equivalent	Packaging Group	Degree of Danger
X	I	high
Y	II	medium
Z	III	low



- IBC** Intermediate Bulk Container
- DIBt** German Centre of Competence for Construction

Did you know that...?

Large Packaging i.e. IBCs are subject to periodic inspection and testing at intervals of not more than two and a half years and five years. Stipulations are laid out in ADR 6.5.4.4 and BAM GGR 002.

We are an officially recognised inspection body, designated by BAM (Senior Scientific and Technical Federal Institute).



SPECIAL WASTE CONTAINERS TYPE SAP-1



For the international transport of solids and paste-like substances according to ADR/RID and the IMDG code, packing groups I, II and III

- IBC according to DIN standard 30741, part 1
- dual code
- construction made of 2 mm steel sheet, lid and base frame 2.5 mm steel sheet
- reinforced edging
- full-length fork sleeves
- sturdy stacking corners with crane lifting eyes
- suitable for pick-up by a pallet truck, forklift or crane
- spring-loaded lid with a seal
- 2 lid fasteners, lockable
- automatic lid lock in 270° position
- lid support in 70° position
- max. density 1.5 kg/l

Accessories

- PE foil bags (50 bags/roll)
- PE inlay
- embossed company name



SAP 800-1 with dual code



SAP 800-3 with 2 lid fasteners (1 lockable)

UN-APPROVALS

- Ⓢ 11A/X/D/BAM 6007-BAUER/4960/
- Ⓢ 4A/X/S/D/BAM 6917-BAUER

	Volume in l	Dimensions (l x w x h) in mm	Can be stacked	Total permitted weight in kg	Weight in kg
SAP 450-1	450	1200 x 1000 x 835	3 high	825	155
SAP 600-1	600	1200 x 1000 x 1055	3 high	1124	164
SAP 800-1	800	1200 x 1000 x 1235	3 high	1415	175
SAP 800-3	800	1200 x 1000 x 1235	3 high	1375	175

Finish:

hot-dip galvanized

SPECIAL WASTE CONTAINERS **TYPE SAP**



SAP 800

For the international transport of solids and paste-like substances according to ADR/RID and the IMDG code, packing groups I, II and III

- IBC according to DIN standard 30741, part 1
- dual code
- construction made of 3 mm steel sheet, lid and base frame 2.5 mm steel sheet
- reinforced edging
- full-length fork sleeves
- sturdy stacking corners with crane lifting eyes
- suitable for pick-up by a pallet truck, forklift or crane
- 4 lid fasteners, lockable
- spring-loaded lid with a seal
- automatic lid lock in 270° position
- lid support in 70° position
- max. density 1.5 kg/l

Accessories

- PE foil bags black (50 bags/roll)
- PE inlay
- embossed company name



SAP 800 with PE inlay (please see Accessories)



PE foil bags on a roll (please see Accessories)

UN-APPROVALS

- Ⓡ 11A/X/D/BAM 0410-BAUER/5148/
- Ⓡ 4A/X/S/D/BAM 10012-BAUER

	Volume in l	Dimensions (l x w x h) in mm	Can be stacked	Total permitted weight in kg	Weight in kg
SAP 450	450	1200 x 1000 x 835	3 high	868	185
SAP 600	640	1200 x 1000 x 1050	3 high	1175	200
SAP 800	800	1200 x 1000 x 1235	3 high	1415	215

Finish:

hot-dip galvanized

LARGE SALVAGE PACKAGING **TYPE SAG**



SAG 2100

For handling damaged, broken or leaking packages of hazardous materials. For the international transport of liquids, solids or paste-like substances according to ADR/RID and the IMDG code, packing groups II and III.

- construction made of 3 mm steel sheet
- reinforced edging
- full-length fork sleeves
- sturdy stacking corners with crane lifting eyes
- suitable for pick-up by a pallet truck, forklift or crane
- 12 lid fasteners, lockable
- lid with special seal
- marking "SALVAGE" on two sides

Types available

SAG 800

- according to DIN standard 30741, part 1
- base frame and lid made of 2.5 mm steel sheet, with strengthening plates
- spring-loaded lid and lid support
- automatic lid lock in 270° position

SAG 1500

- base frame and lid made of 3 mm steel sheet, with strengthening plates
- spring-loaded lid and lid support
- lid with integrated crane lifting eyes

SAG 2100

- base frame and lid made of 3 mm steel sheet, with strengthening plates
- spring-loaded lid and lid support
- lid with integrated crane lifting eyes
- folding step on two sides

SAG 2700

- base frame and lid made of 3 mm steel sheet, with strengthening plates
- lid with integrated crane lifting eyes
- folding step on two sides
- lid with fork pockets to facilitate handling

Accessories

- PE foil bags (25 bags/roll)



SAG 2100 - salvaging using a crane

SAG 800 - salvaging using a forklift fitted with a Loading Hook type LH-I and a Drum Traverse type FT/MK

SAG 2700 lid with integrated fork pockets



	Volume in l	Ext. Dimensions (l x w x h) in mm	Int. Dimensions (l x w x h) in mm	Can be stacked	Total permitted weight in kg	Weight in kg
SAG 800	800	1200 x 1000 x 1235	1035 x 835 x 925	3 high	1008	225
SAG 1500	1563	1565 x 1365 x 1235	1400 x 1200 x 925	2-fach	1887	369
SAG 2100	2135	1565 x 1365 x 1560	1400 x 1200 x 1250	2-fach	2486	424
SAG 2700	2870	1565 x 1365 x 1950	1400 x 1200 x 1635	2-fach	3335	477

Finish:

hot-dip galvanized

UN-APPROVALS

- UN 50AT/Y/D/BAM 14727-BAUER/4960/
- UN 50AT/Y/D/BAM 14809-BAUER/6010/
- UN 50AT/Y/D/BAM 14808-BAUER/6010/
- UN 50AT/Y/D/BAM 14807-BAUER/6010/

SPECIAL WASTE CONTAINERS TYPE SAS




SAS

For the international transport of waste aerosols according to ADR/RID and the IMDG code, packing groups II and III

- steel construction according to DIN standard 30741, part 1
- all-round louvre vents (splash water protected)
- water-tight up to 100 mm, measured from the floor of the container
- reinforced edging
- full-length fork sleeves
- sturdy stacking corners with crane lifting eyes
- suitable for pick-up by a pallet truck, forklift or crane
- lid fastener, lockable
- spring-loaded lid with a seal
- automatic lid lock in 270° position
- lid support in 70° position

	Volume in m ³	Dimensions (l x w x h) in mm	Can be stacked	Total permitted weight in kg	Weight in kg
SAS 800	0,80	1200 x 1000 x 1235	3 high	678	178

UN-APPROVALS

 50A/Y/D/BAM 12806-BAUER/4000/

TRANSPORT BOX FOR AEROSOL CANS TYPE STB 1000



STB 1000



Can be stacked 3 high

For the international transport of aerosols according to ADR/RID and the IMDG code, packing groups II and III

- sturdy steel construction based on DIN standard 30741, part 1 with integrated sump tray, liquid-tight welding, inset, wire mesh panels (20 x 20 mm)
- galvanized lid, can be opened from both sides, with 2 lid fasteners
- lid lock in 270° position
- full-length fork sleeves
- suitable for pick-up by pallet trucks or forklifts
- fold-out plate for haz mats placards on two opposite sides
- absorbent felt is clamped to the floor using a special fixture and can easily be changed using the lever



Fold-out plate for haz mats placards



Lid lock



PE foil bag



Absorbent felt

	Volume in m ³	Dimensions (l x w x h) in mm	Can be stacked	Total permitted weight in kg	Weight in kg
STB 1000	1,0	1200 x 1000 x 1235	3 high	732	180

Accessories

- PE foil bag (needed), air permeable
- absorbent felt

UN-APPROVALS

 50A/Y/D/BAM 12019-BAUER/3000/

Finish:

RAL 2000

RAL 3000

RAL 5012

RAL 6011

RAL 7005

hot-dip galvanized

HAZARDOUS MATERIALS CONTAINERS TYPE SC



For the international transport of hazardous liquids, solids or paste-like substances according to ADR/RID and the IMDG code, packing groups I, II and III

- cylindrical construction with square frame for stacking, low filling height, easy to clean
- fill opening Ø 610 mm
- lockable dome cover with 8 butterfly bolts, can be held in 90° position
- suitable for pick-up by a pallet truck, forklift or crane
- transport dimensions (800 x 800 mm)

Accessories

- funnel with stainless steel sieve

	Volume (l)	Dimensions (l x w x h) in mm	Can be stacked	Total permitted weight in kg	Weight in kg
SC 240	240	800 x 800 x 1095	3 high	534	134
SC 285	285	800 x 800 x 1250	3 high	542	142

UN-APPROVALS

1A2/X/D/10089 +90+91+92-BAUER

SPECIAL WASTE CONTAINERS TYPE SP



For the international transport of hazardous solids and paste-like substances according to ADR/RID and the IMDG code, packing groups II and III

- construction made of 2 mm steel sheet
- base frame, suitable for pick-up by pallet trucks or forklifts
- top frame with stacking corners and crane lifting eyes
- removable lid with seal and fastenings, can be locked

UN-APPROVALS

1A2/Y/D/BAM 8821+22-BAUER

	Volume in l	Dimensions (l x w x h) in mm	Can be stacked	Total permitted weight in kg	Weight in kg
SP 100	100	555 x 555 x 750	4 high	185	33
SP 240	240	730 x 730 x 975	3 high	370	79

HAZARDOUS MATERIALS CONTAINER TYPE SF



For the international transport of hazardous liquids according to ADR/RID and the IMDG code, packing groups II and III

- base frame, suitable for pick-up by pallet trucks or forklifts
- top frame with stacking corners and crane lifting eyes
- dome cover

UN-APPROVALS

1A2/Y/100/D/BAM 8832-BAUER

	Volume in l	Dimensions (l x w x h) in mm	Fill opening Ø in mm	Can be stacked	Weight in kg
SF 240	240	730 x 730 x 975	415	3 high	90

Finish:


hot-dip galvanized

SPECIAL WASTE CONTAINERS TYPE ASK 540-4



For the international transport of hazardous liquids according to ADR/RID and the IMDG code, packing groups II and III

- IBC according to DIN standard 30741, part 1
- outer container made of steel sheet, inside surface painted with acid-resistant paint
- changeable PE-inner with screw-on lid
- reinforced edging
- full-length fork sleeves
- sturdy stacking corners with crane lifting eyes
- suitable for pick-up by a pallet truck, forklift or crane
- spring-loaded lid with a seal
- 2 lid fasteners, lockable
- automatic lid lock in 270° position
- lid support in 70° position
- dipstick to register any leakage
- max. density 1.9 kg/l



Steel outer container and PE-inner with screw-on lid



Full-length fork sleeves



Stacking corners with crane lifting eyes



Dipstick to register any leakage



Automatic lid lock



Spring-loaded lid with a seal

	Volume in l	Dimensions (l x w x h) in mm	Total permitted weight in kg	Weight in kg
ASK 540-4	540	1200 x 1000 x 1235	1269	241

UN-APPROVALS

 31HA1/Y/B/1740-220046/3000/1269

Finish:

hot-dip galvanized

SPECIAL WASTE CONTAINERS TYPE SAF



SAF 1000

For the international transport of hazardous liquids according to ADR/RID and the IMDG code, packing groups II and III

- according to DIN standard 30741, part 2
- sturdy construction made of 3 mm steel sheet
- fill opening Ø 457 mm with lockable dome cover
- dome cover, either centered or off-centre
- pressure relief valve 3/4", 0.5 bar
- 2" coupling with plug
- suitable for pick-up by a pallet truck, forklift or crane
- max. density 1.5 kg/l

Accessories


- funnel with stainless steel sieve
- embossed company name
- wing nut wrench



Centered dome



SAF 450



Off-centre dome cover



Funnel with stainless steel sieve (accessory)



Wing nut wrench (accessory)



SAF with Sump Tray type AW 1000 (please refer to page 106)

	Volume in l	Dimensions (l x w x h) in mm	Can be stacked	Total permitted weight in kg	Weight in kg
SAF 450	450	1200 x 1000 x 815	3 high	848	173
SAF 600	600	1200 x 1000 x 975	3 high	1092	192
SAF 1000	1000	1200 x 1000 x 1400	3 high	1759	223

UN-APPROVALS

- UN 31A/Y/D/BAM 0151-BAUER/3585/
- UN 31A/Y/D/BAM 7338-BAUER/3585/

Finish:

hot-dip galvanized

DUO-CONTAINER TYPE DC




DC 1000

For the international transport of hazardous liquids according to ADR/RID and the IMDG code, packing groups II and III

- according to DIN standard 30741, part 2
- comprised of an inner and an outer container
- no sump tray required
- fill hole Ø 457 mm with lockable dome cover
- pressure relief valve 3/4", 0.5 bar
- 2 x 2" coupling with plug
- dipstick to register any leakage
- folding step
- suitable for pick-up by a pallet truck, forklift or crane
- max. density 1.8 kg/l
- collection and storage both indoors and outdoors
- funnel
- DC 450 can also be used as collecting container for flammable liquids of the GHS categories 1-3

Accessories

- funnel with stainless steel sieve
- embossed company name
- wing nut wrench



DC 450



Funnel with stainless steel sieve



Wing nut wrench

UN-APPROVALS

- ⊕ 31A/Y/D/BAM 12672-BAUER/10200/
- ⊕ 31A/Y/D/BAM 12673-BAUER/10200/

	Volume in l	Dimensions (l x w x h) in mm	Can be stacked	Total permitted weight in kg	Weight in kg
DC 450	450	1200 x 1000 x 900	3 high	1100	290
DC 1000	1000	1200 x 1000 x 1580	3 high	2230	430

Finish:

hot-dip galvanized

COLLECTING CONTAINER **TYPE ASB**



ASB 450-I



ASB 250

For the international transport of hazardous liquids according to ADR/RID and the IMDG code, collection and storage of flammable liquids of GHS-categories 1 - 3

- outer container serves as a containment sump with lid
- lockable lid with gas compression springs
- inner tank (screwed to outer)
- fill hole Ø 400 mm
- funnel and stainless steel sieve
- dipstick to register any leakage
- pressure relief valve 3/4"
- suitable for pick-up by a pallet truck, forklift or crane
- can be used indoors or outdoors
- max. density 1.8 kg/l

Accessories

- fill or suction pipe with 2" coupling, threaded coupling and cap
- inner tank with sump under suction pipe
- 1" threaded coupling with plug
- embossed company name

Finish		
	Inner tank	Outer tank
	4 mm	2 mm
1.	hot-dip galvanized	hot-dip galvanized
2.	stainless steel	hot-dip galvanized
3.	stainless steel	stainless steel

UN-APPROVALS
 **31A/Y/D/BAM 0137-0142-BAUER/4000**

	Volume in l	No. of inner tanks x litre	Dimensions (l x w x h) in mm	Can be stacked	Weight in kg
ASB 250	250	1 x 250	800 x 815 x 830	3 high	200
ASB 450-I	450	1 x 450	1210 x 885 x 830	3 high	290

Finish:	hot-dip galvanized	stainless steel
----------------	---------------------------	------------------------

HAZARDOUS MATERIALS CONTAINER TYPE SCD



For the international transport of hazardous liquids according to ADR/RID and the IMDG code, packing groups II and III as well as collection and storage

- outer container (with frame) serves as a containment sump
- with inner tank (screwed in), stacking frame and dome cover
- fill hole Ø 610 mm
- lockable dome cover with 8 butterfly bolts, can be held in 90° position
- funnel with fill pipe
- with dipstick to register any leakage
- max. density 1.8 kg/l
- suitable for pick-up by a pallet truck, forklift or crane

Accessories

- embossed company name

	Volume in l	Dimensions (l x w x h) in mm	Can be stacked	Filling height in mm	Total permitted weight in kg	Weight in kg
SCD 240	240	800 x 800 x 1095	3 high	938	627	195
SCD 285	285	800 x 800 x 1250	3 high	1093	725	212

UN-APPROVALS

- UN 31A/Y/D/BAM 12669-BAUER/4470/
- UN 31A/Y/D/BAM 12670-BAUER/4470/

TANK CONTAINER TYPE TCB



For the international transport of hazardous liquids according to ADR/RID and the IMDG code, packing groups II and III

- according to DIN standard 30741, part 2
- construction made of 3 mm steel sheet, floor: 5 mm
- discharge via 2" drain-cock in floor
- dome cover with 6 ring nuts, lockable
- fill hole Ø 457 mm
- 3/4" pressure relief valve 0.5 bar
- suitable for pick-up by a pallet truck, forklift or crane
- folding step
- max. density 1.5 kg/l

Accessories

- embossed company name

	Volume in l	Dimensions (l x w x h) in mm	Can be stacked	Total permitted weight in kg	Weight in kg
TCB 1000	1000	1200 x 1000 x 1595	3 high	1780	280

UN-APPROVALS

- UN 31A/Y/D/BAM 12675+76-BAUER/9700/

Finish:

hot-dip galvanized

MOBICONT TYPE M 800



Supply and disposal of flammable liquids with a flash point > 55° C.
International transport of hazardous liquids according to ADR/RID and the IMDG code, packing groups II and III

- sturdy, conical outer container made of 3 mm steel sheet that protects inner container and provides 100% spill containment
- dipstick to test for leakage
- 100 mm ground leeway
- sturdy, changeable inner tank made of PE
- suitable for pick-up by a pallet truck, forklift or crane
- easy to clean

Accessories

- 2-part galvanized lid, with stacking corners, can be locked
- square lock or cylinder lock
- filling/extraction lid with 2 x 2", 1 x 1/2" and 1 x 3/4" thread
- 2 swivel + 2 fixed polyamide castors Ø 180 mm, one swivel castor with brake – construction height 225 mm
- manual or electric pumps
- level indicator
- funnel for filling
- further accessories available on request



M 800 with manual pump



Filling/extraction lid



Square lock



M 800 with electric pump



Funnel for filling



Mobile oil supply for machines



M 800 with lid

UN-APPROVALS
 (H) 31HA1/Y/D/BAM 14263-BAUER/3344/

	Volume in l	Dimensions (l x w x h) in mm	Can be stacked	Weight paint. / galv. in kg
M 800	800	1200 x 1000 x 1145	3 high	220 / 240

Finish:	RAL 2000	RAL 3000	RAL 5012	RAL 6011	RAL 7005	hot-dip galvanized
---------	----------	----------	----------	----------	----------	--------------------

MOBICONT TYPE MO 800



Mobile oil supply for manufacturing, approval for storage and transport

- sturdy, conical outer container made of 3 mm steel sheet that protects inner container and provides 100% spill containment, including dipstick to test for leakage
- sturdy, changeable inner made of PE, with screw-on lid Ø 215 mm
- drip tray
- suitable for pick-up by a pallet truck, forklift or straddle stacker



- (1) encased hose retractor reel with 8 m hose DN 13
- (2) electric pump 230 V, cable with plug, including suction hose
- (3) level indicator for storage
- (4) 2" filling coupling
- (5) manual flow counter
- (6) 1" aeration/vent valve
- (7) 1" stopcock

Finish:

hot-dip galvanized

UN-APPROVALS

31HA1/Y/D/BAM 14263-BAUER/3344/

	Volume in l	Dimensions (l x w x h) in mm	Weight in kg paint. / galv.
MO 800	800	1200 x 1000 x 1635	251 / 276

MOBICONT TYPE MW 800




Heating fuel supply for hot air heaters, both indoors and outdoors

- sturdy, conical outer container made of 3 mm steel sheet that protects inner container and provides 100% spill containment, including dipstick to test for leakage
- sturdy, changeable inner tank made of PE
- filling/extraction lid with 2 x 2", 1 x 1/2" and 1 x 3/4" thread
- suitable for pick-up by a pallet truck, forklift or crane
- galvanized lid, lockable, with stacking corners and lid support - covers the containment sump
- square lock or cylinder lock



MW as "twin tank system" for additional capacity (individual construction)



Accessories

- tank heating (with expertise issued by the German "TÜV")
- filling/extraction lid with fittings such as
 - (1) filling coupling
 - (2) tank heating
 - (3) Euroflex 3 - tank fitting
 - (4) anti-siphon valve
 - (5) aeration/vent valve
 - (6) level indicator

	Volume in l	Dimensions (l x w x h) in mm	Can be stacked in high	Weight in kg paint. / galv.
MW 800	800	1285 x 1015 x 1310	3 high	271 / 286

UN-APPROVALS

31HA1/Y/D/BAM 14263-BAUER/3344/

Finish:

RAL 2000

RAL 3000

RAL 5012

RAL 6011

RAL 7005

hot-dip galvanized

MOBICONT TYPE MD 800



MD 800 with electric pump



MD 800 with manual pump



MD 800 with loading traverse


Mobile diesel supply for building site vehicles, machinery, equipment etc. International transport of hazardous liquids according to ADR/RID and the IMDG code, packing groups II and III

- sturdy, conical outer container made of 3 mm steel sheet that protects the inner container and provides 100% spill containment
- including dipstick to test for leakage
- 100 mm ground leeway
- sturdy, changeable inner made of PE
- filling/extraction lid with 2" filling coupling, vent valve, suction hose, stopcock for the pump connection, screw-in dipstick
- lockable hood with gas compression springs
- suitable for pick-up by a pallet truck, forklift or crane

Accessories

- manual or electric pumps
- level indicator
- loading traverse
- further accessories on request

UN-APPROVALS

 **31HA1/Y/D/BAM 14263-BAUER/3344/**

	Volume in l	Dimensions (l x w x h) in mm	Weight in kg paint. / galv.
MD 800	800	1225 x 1025 x 1625	253 / 278

Finish:

RAL 2000

RAL 3000

RAL 5012

RAL 6011

RAL 7005

hot-dip galvanized

MINI-TANK TYPE MT 235



MT 235 with manual pump

Suitable for filling building site vehicles and machinery, equipment etc. For the international transport of hazardous liquids according to ADR/RID and the IMDG code, packing groups II and III. For the storage of flammable liquids of GHS-categories 1 - 3

- outer container has a frame and provides 100% spill containment
- inner tank (screwed to outer container) with stacking frame, dome cover and fittings
- dipstick to register any leakage
- 2" coupling for pump
- filling coupling with threaded connection
- aeration valve
- can be locked
- suitable for pick-up by a pallet truck, forklift or crane
- for indoor and outdoor use

Accessories

- manual and electric pumps
- level indicator

UN-APPROVALS

 **31A/Y/D/BAM 12671-BAUER/4470/**

	Volume in l	Dimensions (l x w x h) in mm	Can be stacked	Total permitted weight in kg	Weight in kg
MT 235	235	800 x 800 x 1250	3 high	725	220

Finish:

hot-dip galvanized

FUEL CONTAINERS TYPE MT 450-1000



MT 450 with electric pump



MT 1000 with electric pump

Mobile diesel and fuel oil supply for building site vehicles, machinery, equipment. For the international transport of hazardous liquids according to ADR/RID and the IMDG code, packing groups II and III

- outer container provides 100% spill containment including dipstick to register leakage
- inner tank (screwed to outer container) i.e. can be renewed, with opening for cleaning
- lockable spring-loaded lid
- 100 mm ground leeway
- swivel crane eyes for crane handling and securing loads
- 2" threaded coupling with cap, 1" pump coupling with stopcock
- pressure relief valve and aeration valve
- no haz mats licence required for Germany - check YOUR stipulations!



- (1) lid
- (2) filling coupling
- (3) ball valve
- (4) level indicator
- (5) ball valve/suction pipe
- (6) pump nozzle
- (7) bracket

Accessories

- manual pump
- electric pumps 12 V / 24 V / 230 V
- manual or electric flow counter
- level indicator
- loading traverse

	Volume in l	Dimensions (l x w x h) in mm	Floor area (l x w) in mm	Total permitted weight in kg	Weight empty without pump in kg
MT 450	450	1060 x 880 x 890	1000 x 800	775	239
MT 600	600	1360 x 880 x 890	1300 x 800	990	280
MT 1000	1000	1660 x 880 x 1100	1600 x 800	1557	356

UN-APPROVALS

 31A/Y/D/BAM 7336-BAUER/O/

Finish:

hot-dip galvanized

FLUORESCENT TUBE BOX TYPE AL



	Max. no. of fluorescent strips	Dimensions (l x w x h) in mm	Can be stacked	Weight in kg
AL-D 150	approx. 320 pieces Ø 25 mm / approx. 150 pieces Ø 37 mm	1700 x 465 x 585	3 high	27
AL-D 200	approx. 320 pieces Ø 25 mm / approx. 150 pieces Ø 37 mm	2100 x 465 x 585	3 high	31

Collection and transport of used fluorescent strips

- tested and ADR/RID 1.1.3.10 c) compliant
- SNCH test certificate
- sturdy construction made of aluminium
- light weight unit
- 100 mm ground leeway for pick-up by a pallet truck or forklift
- stacking corners
- folding handle at each end
- removable lid
- 2 lockable lid fasteners



FLUORESCENT TUBE BOX TYPE SL



Collection and transport of used fluorescent strips

- tested and ADR/RID 1.1.3.10 c) compliant
- SNCH test certificate
- sturdy construction made of steel sheet
- 100 mm ground leeway for pick-up by a pallet truck or forklift
- stacking corners with lifting crane lifting eyes
- lockable

Types available

SL

- with galvanized door

SL-D

- with galvanized door and lid, manual lid stay

SL-N

- with galvanized lid and gas compression springs
- separate compartment for energy saving light bulbs
- removable dividing wall
- also suitable for long tanning tubes

Accessories

- retrofit kit for non-ADR compliant boxes type SL and SL-D
- removable tray for separate collection of batteries, energy saving bulbs, accumulators etc. for SL-D

	Max. no. of fluorescent strips	Dimensions (l x w x h) in mm	Can be stacked	Weight in kg paint. / galv.
SL 150	approx. 1100 pieces Ø 25 mm / approx. 500 pieces Ø 37 mm	1700 x 770 x 1125	3 high	161 / 174
SL-D 150	approx. 1100 pieces Ø 25 mm / approx. 500 pieces Ø 37 mm	1695 x 770 x 975	3 high	148 / 160
SL 200	approx. 1100 pieces Ø 25 mm / approx. 500 pieces Ø 37 mm	2100 x 770 x 1125	3 high	189 / 203
SL-D 200	approx. 1100 pieces Ø 25 mm / approx. 500 pieces Ø 37 mm	2095 x 770 x 975	3 high	174 / 188
SL-N 220	approx. . 450 pieces Ø 25 mm / approx. 200 pieces Ø 37 mm	2300 x 800 x 555	3 high	138 / 150

Finish:

RAL 2000

RAL 3000

RAL 5012

RAL 6011

RAL 7005

hot-dip galvanized

USED BATTERY CONTAINERS



SAP 600 K

SAP 600 K

For the international transport of used batteries

- sturdy construction made of 3 mm steel sheet according to DIN standard 30741, part 1
- lockable spring-loaded lid and support in 70° position
- lid locks automatically in 270° position
- changeable PE-inner that fits over container rim, resistant to sulphuric acid; robust and hard-wearing
- lid: inside surface coated
- suitable for pick-up by a pallet truck, forklift or crane
- battery case as stipulated in packing instructions P 801 and P 801a

Individual construction for lithium-ion batteries on request



UN-APPROVALS

Ⓜ 11 A/Y/D/BAUER/BAM 0348/4445/



SAP 601 K

SAP 601 K

The correct way to collect and store batteries

- sturdy construction made of 3 mm steel sheet
- changeable PE inlay that fits over container rim, resistant to sulphuric acid; robust and hard-wearing
- lid support in 70° position
- suitable for pick-up by pallet trucks or forklifts
- battery case as stipulated in packing instructions P 801 and P 801a

	Volume in l	Dimensions (l x w x h) in mm	Can be stacked	Total permitted weight in kg	Weight in kg
SAP 600 K	620	1200 x 1000 x 1050	3 high	1224	224
SAP 601 K	620	1120 x 960 x 920	3 high	1124	156

Finish:

hot-dip galvanized

LITHIUM-ION STORAGE CONTAINER TYPE LIL



LIL 220

Safe storage of damaged or defective Li-Ion batteries

- sturdy construction made of steel sheet
- lockable, spring-loaded lid with handle
- lid support in 70° position (LIL 90, LIL 220, LIL 280)
- changeable inner container
- ideal fire protection provided by PyroBubbles® (patented material) used to fill the cavity between the inner and outer container and also under the lid.
- 100 mm ground leeway for pick-up by a pallet truck or forklift
- stacking corners, can be stacked 3 high
- 1 or 2 lid fasteners (depending on the size)

Accessories

- 2 swivel + 2 fixed polyamide castors Ø 100 mm, one swivel castor with brake – construction height 125 mm (all sizes EXCEPT LIL 30)



LIL 220 with open lid



LIL interior view

	Volume in l	Int. Dimensions (l x w x h) in mm	Ext. Dimensions (l x w x h) in mm	Can be stacked	Total permitted weight in kg	Weight in kg
LIL 30	30	215 x 365 x 390	400 x 600 x 750	3 high	100	78
LIL 90	90	415 x 565 x 390	600 x 800 x 750	3 high	200	131
LIL 220	220	1015 x 565 x 390	1200 x 800 x 750	3 high	400	217
LIL 280	280	1015 x 745 x 370	1200 x 1000 x 750	3 high	400	261

Finish:

hot-dip galvanized

Copyright

All texts, photos and information on each page are protected by copyright.
BAUER GmbH, Eichendorffstr. 62, 46354 Südlohn.

As of: 01/2024

Technical changes, errors and all rights reserved



FORKLIFT TRUCK ATTACHMENTS

WORKSHOP EQUIPMENT

ENVIRONMENT / STORAGE

HAZARDOUS MATERIALS CONTAINERS